

Personal Super and Pension

Product Disclosure Statement

Issue No 2024/1, dated 16 November 2024

Colonial First State FirstChoice Wholesale Personal Super USI FSF0511AU

Colonial First State FirstChoice Wholesale Pension USI FSF0510AU

FirstChoice Wholesale Personal Super and FirstChoice Wholesale Pension are offered from the Colonial First State FirstChoice Superannuation Trust ABN 26 458 298 557 by Avanteos Investments Limited ABN 20 096 259 979 AFSL 245531



Contents

1 About Colonial First State	2
2 Benefits of investing with FirstChoice Wholesale	2
3 How super and pensions work	3
4 Risks	6
5 Fees and other costs	8
6 Taxation	52
7 Insurance in FirstChoice Wholesale Personal Super	54
8 How to open an account, cooling-off period, financial advice and complaints	55

FirstChoice Wholesale Personal Super and FirstChoice Wholesale Pension (‘the funds’) are offered through the Colonial First State FirstChoice Superannuation Trust ABN 26 458 298 557 (‘FirstChoice Trust’). The FirstChoice Trust is a public offer superannuation fund which offers personal super, employer super and pension products.

The FirstChoice Trust is a resident, regulated superannuation fund within the meaning of the Superannuation Industry (Supervision) Act 1993 and is not subject to a direction not to accept contributions. AIL is the trustee of the FirstChoice Trust.

The insurance provider is AIA Australia Limited ABN 79 004 837 861 AFSL 230043 (‘AIA Australia’, the ‘Insurer’). AIA Australia is part of the AIA Group. The insurance cover is provided under policies issued to the trustee. AIA Australia is not part of the CFS group of companies. CFS and its subsidiaries, CFSIL and AIL, do not guarantee the obligations or performance of AIA Australia or the products it offers.

Eligibility

The offer made in this Product Disclosure Statement (PDS) is available only to persons who are receiving the PDS within Australia and accepting the offer within Australia. The applicant must have an Australian residential address at the point of opening an account.

No guarantee

The investment performance and the repayment of capital of AIL products is not guaranteed. Investments in FirstChoice Wholesale Personal Super and Pension are subject to investment risk, including loss of income and capital invested. Past performance is no indication of future performance.

Consent to be named

The investment managers of the options available have given, and not withdrawn, their consent to be referenced in this PDS in the form and context in which they are included. The investment managers are acting as investment managers only for the relevant options. They are not issuing, selling, guaranteeing, underwriting or performing any other function in relation to the options. FirstChoice and FirstNet are trademarks of Colonial First State Investments Limited.

Trustee contact details

Avanteos Investments Limited
GPO Box 3956
Sydney NSW 2001

Telephone 13 13 36
Email contactus@cfs.com.au

Updated information

In this PDS, we may change any of the terms and conditions, subject to compliance with the Trust Deed and laws and, where a change is material, we will notify you in writing within the timeframes provided for in the relevant legislation.

Updated information that is not materially adverse can be obtained electronically via our website at cfs.com.au/product-updates or from your financial adviser. You can obtain a paper copy of this PDS (and any supplementary documents), free of charge, by contacting us.

Rights

- AIL can at any time remove an adviser or refuse to record or deal with an adviser nominated on your account.
- CFSIL reserves the right to outsource any or all of its investment management functions, including to related parties, without notice to investors.
- AIL is not bound to accept an application.
- An interest in the funds cannot be issued unless you complete the application form attached to or accompanied by either a paper or an electronic copy of the PDS.

General advice warning

The information provided in this PDS is general information only and does not take account of your individual objectives, financial or taxation situation or needs. You should assess whether the product is appropriate for you and/or consider obtaining financial advice relevant to your personal circumstances before investing.

Target Market Determination

The Target Market Determinations (TMD) for our financial products can be found at cfs.com.au/tmd and include a description of who the financial product is appropriate for.

About this Product Disclosure Statement

This is a PDS for FirstChoice Wholesale Personal Super and Pension issued by Avanteos Investments Limited ABN 20 096 259 979 AFSL 245531 ('AIL', 'the trustee', 'we', 'our' or 'us'), the issuer of each of the eligible FirstChoice super and pension products. Colonial First State Investments Limited ABN 98 002 348 352 AFSL 232468 (CFSIL) is the responsible entity of the underlying managed investment schemes into which the FirstChoice Wholesale product (both super and pension) invest.

The issue of this PDS is authorised solely by AIL. Apart from AIL, no other CFS entities are responsible for any statement or information contained within the PDS.

If any part of the PDS (such as a term or condition) is invalid or unenforceable under the law, it is excluded so that it does not in any way affect the validity or enforceability of the remaining parts.

Colonial First State (CFS) is Superannuation and Investments HoldCo Pty Limited ABN 64 644 660 882 and its subsidiaries which include CFSIL. CFS is majority owned by an affiliate of Kohlberg Kravis Roberts & Co. L.P. (KKR), with the Commonwealth Bank of Australia ABN 48 123 123 124 AFSL 234945 (CBA) holding a significant minority interest.

How to use this PDS

The information in this document forms part of the FirstChoice Wholesale Personal Super and Pension PDS.

The PDS contains a number of references to important information, which are incorporated by reference into, and are taken to be included in, the PDS. This important information is set out in the documents listed.

These documents are available:

- from our website cfs.com.au/pds
- from your financial adviser
- by emailing us on contactus@cfs.com.au, or
- by contacting us on 13 13 36.



PDS (this document)

Provides an overview of FirstChoice Wholesale Personal Super and Pension, and contains key information about the features, benefits, risks and costs of investing.



FirstChoice Investment Options Menu

Provides specific information about the FirstChoice range of investment options, constructing your investment portfolio to suit your investment goals, understanding investment information and the risks involved.



Reference Guide for super and pensions

Information to make it easy for you to keep up-to-date with your super and pension, transact on your investment, key details of each managed investment scheme, terms and conditions, and tax implications of any income.



Reference Guide – Complex Funds

Additional disclosure about hedge funds and complex funds to help you make more informed decisions about investing.



Reference Guide – FirstChoice Managed Accounts

Key information about the benefits and risks of investing in a managed account investment portfolio in consultation with your adviser.



Reference Guide – Sustainable Funds

Additional disclosure about sustainable funds.

A focus on delivering strong performance backed by expert service and support is why we're consistently awarded.



Ratings issued by SuperRatings Pty Ltd a Corporate Authorised Representative (CAR No.1309956) of Lonsec Research Pty Ltd AFSL No. 421445 are general advice only. The awards are valid for 12 months from the date of issue and may change. Rating is not a recommendation to purchase, sell or hold any product and subject to change without notice. SuperRatings may receive a fee for the use of its ratings and awards. Visit SuperRatings.com.au for ratings information. Past performance is not an indicator of future performance.

1 About Colonial First State

At Colonial First State, we've been helping Australians with their investment needs since 1988.

We're one of Australia's leading financial services organisations that provides investment, superannuation and pension products to individual, corporate and superannuation fund investors. Our investment management expertise spans Australian and global shares, property, fixed interest and credit, cash and infrastructure.

Our business has been built on people who exercise good judgement and are acknowledged as leaders in their respective fields of expertise. We've succeeded by doing the small things well, and we're absolutely dedicated to the financial wellbeing of our investors.

Colonial First State's consistent, disciplined approach to investing has been recognised by many awards within the investment management industry.

For further information about Colonial First State, please refer to the 'About Us' section on cfs.com.au

2 Benefits of investing with FirstChoice Wholesale

FirstChoice Wholesale is designed to help you achieve your super and retirement goals. FirstChoice Wholesale provides you with exceptional value, service and choice.

Value

We are committed to providing you with a competitively priced product that gives you value for money. We seek to provide a great platform for a competitive price.

Service

Our brand is synonymous with service excellence. You will receive fast and personal service.

Product options

Depending on your lifestage, you can choose to have a superannuation account, pre-retirement pension (commonly referred to as a transition to retirement pension), or account based pension. Refer to section 3 'How super and pensions work', for more information.

Investment options

You can access more than 190 investment options from over 70 well-respected Australian and international investment managers (except for pre-retirement pension members who have access to a limited investment menu of over 130 investment options).

These options include specialist boutique investment managers, across different asset classes such as shares, fixed interest, property, term deposits and cash, giving you real choice and diversity so that you can tailor an investment portfolio to meet your needs. You can choose one option or a combination of different options, and transfer your money between investment options at any time.

You can choose from:

- multi-manager portfolios that are pre-mixed for you
- single manager options allowing you to tailor-make your portfolio
- a range of FirstChoice Managed Accounts within our FirstChoice Managed Accounts service, if you have an adviser.

FirstChoice Managed Accounts are tailored investment portfolios managed by us in consultation with an appointed portfolio consultant, your adviser's dealer group or licensee. Once you select to invest in a FirstChoice Managed Account, your portfolio will be regularly reviewed for you. For more details, you should consult with your financial adviser or refer to the Reference Guide – FirstChoice Managed Accounts.

Warning: Before choosing an investment option or a range of investment options in which to invest, you should consider the likely investment return of each option, the risk of investing in any or all of those options and your investment timeframe.

When you are invested in FirstChoice Wholesale, your money is combined with other investors' money in FirstChoice Wholesale. Each option invests in an underlying 'pool' which is managed according to the option's objectives. Each option has a different level of risk and potential level of returns.

Personal customer service every time

We understand that our success depends on our ability to provide you with great service – every time. We have some of the most dedicated and highly trained people in the market, and we constantly aim for exceptional service.

FirstNet makes it easy

You can access up-to-date information on your investments at any time via FirstNet.

FirstNet e-Post

e-Post is the fast and secure way to submit original forms and requests via FirstNet, our secure online service. You no longer need to post the originals, saving you time and effort. You will receive an instant email confirmation when you submit your request and a reference number.

Receive informative material

As a member in FirstChoice Wholesale, you can look forward to receiving:

- CFS Monthly Insights
- annual statements
- confirmation letters.

Minimums

	FirstChoice Wholesale Personal Super	FirstChoice Wholesale Pension
Initial investment ¹	No minimum	\$20,000 ¹
Account balance	\$1,500	Not applicable ²
Additional investment	No minimum	Not applicable
Regular investment plan (monthly) ¹	\$100 per month ¹	Not applicable
Switch	No minimum	No minimum
Withdrawal ³	No minimum ³	No minimum ³

Insurance for FirstChoice Wholesale Personal Super

You can choose from:

- Death only cover
- Death and Total and Permanent Disablement (TPD) cover
- Salary Continuance Insurance (SCI) cover.

You should refer to section 7 'Insurance in FirstChoice Wholesale Personal Super' for more information.

Transfers between FirstChoice Wholesale Super and Pension products

FirstChoice Wholesale Personal Super and FirstChoice Wholesale Pension are offered from the same FirstChoice Trust. This may allow us to offer you a refund of buy/sell spreads where you transfer between like-for-like investment options, between these FirstChoice products.

For more information, refer to section 3 'How super and pensions work'.

Estate planning

Estate planning is important as it provides you with more certainty about who will receive your death benefit when you die.

In the event of your death, a death benefit will become payable from the super fund either to:

- your dependants or your legal personal representative nominated on your valid 'Non-lapsing death benefit nomination' form, or
- your reversionary beneficiary (pension accounts only) – the pension continues to be paid to this person after your death, or
- in any other case, your legal personal representative, to be distributed in accordance with your Will or the laws of intestacy.

You should read the Investment Options Menu and all the statements and information incorporated by reference in the Reference Guide – FirstChoice Wholesale Personal Super and Pension, available online at cfs.com.au/fcwps or by calling 13 13 36. The material relating to investments may change between the time you read the PDS and the day you sign the application form.

3 How super and pensions work

What is super?

Super is a long-term form of savings which is designed to be paid to you when you retire. For most people, your employer will contribute to your super.

The Federal Government provides a number of tax concessions to super making it a tax-effective way to save for your retirement. These include generally applying a 15% tax rate to concessional contributions and taxing earnings at a maximum of 15%. Additionally, your super benefits can generally be paid to you tax free after age 60. Refer to section 6 'Taxation', for more information.

Contributing to your super

If you are an employee, your employer is generally required to contribute a percentage of your ordinary time earnings (earnings for your ordinary hours of work) to a super fund for you. In addition to the contributions made by your employer, you can contribute to your super fund for yourself (or your spouse can do so on your behalf).

There are different types of contributions that can be made to your super fund. The main types of contributions are:

- **Compulsory employer contributions** – these are contributions an employer is required to make on your behalf by law. They include Superannuation Guarantee contributions and contributions required under an industrial award.
- **Voluntary employer contributions** – these are contributions an employer makes on your behalf in excess of any compulsory contributions. They include salary sacrifice contributions, where you negotiate to give up some of your pre-tax salary in return for additional employer contributions.
- **Personal contributions** – these are contributions that you make for yourself. Depending on your circumstances, you may be entitled to claim a tax deduction for the amount of the contribution, or you may be entitled to a Government co-contribution.
- **Spouse contributions** – these are contributions that you make for your spouse.
- **Other third party contributions** – these are contributions made by a third party, other than an employer or your spouse.

The Federal Government applies caps to the different types of contributions. Contributions made in excess of these caps may be subject to significant additional tax up to the top marginal tax rate (plus applicable levies). Refer to section 6 'Taxation', for more information.

Consolidating your super

You may have super accounts in other funds. Consolidating your accounts will help you keep track of your super balance more easily and may mean you pay less fees.

It's important to consider whether you'll lose any existing insurance cover after consolidating your super funds and whether your remaining cover is sufficient.

You can consolidate super accounts through the myGov website www.my.gov.au

¹ We may accept amounts less than the minimum, at our discretion.

² We have the discretion to close your account once it falls below \$3,000 or if your pension payment is more than your account balance.

³ Subject to minimum account balance requirements and normal conditions of release. For those account based pensions that are pre-retirement pensions, some conditions apply to withdrawals. Refer to the Reference Guide – FirstChoice Wholesale Personal Super and Pension for further details.

You may have more than one super account in our FirstChoice product range which includes, FirstChoice Employer Super and FirstChoice Wholesale Personal Super. If you hold multiple accounts, we will inform you in writing and you can choose to consolidate your accounts if you wish. We may use your TFN to help identify if you have more than one super account.

If you have a financial adviser, we recommend that you speak with them about whether consolidating is the best option for your situation.

Accessing your super

Generally, you can't fully access your super until after you have reached age 60 and are retired.

Once you have full access to your super, you can commence an account based pension to allow you to use your super money as an income stream, as well as make lump sum withdrawals.

Alternatively, if you have reached age 60, you can commence a pre-retirement pension (without needing to meet any other requirements such as retiring).

Other ways in which you may be able to access your super (conditions of release) include:

- reaching age 60 and ceasing gainful employment (at any time) and having no intention of being gainfully employed for 10 or more hours per week in the future
- ceasing gainful employment after reaching age 60
- reaching age 65
- financial hardship
- compassionate grounds
- permanent incapacity
- a terminal medical condition
- death
- temporary incapacity
- eligible withdrawals under the First Home Super Saver Scheme
- departing Australia superannuation payment (for former temporary residents only).

How your super is valued

FirstChoice Wholesale Personal Super is an accumulation super product which is designed to help you accumulate and grow your savings for your retirement.

You'll have an account balance which changes over time (for example due to contributions received, net investment returns, and fund costs). When a contribution is made to your account, it will be used to purchase units in your chosen investment options. For example, if you make a contribution of \$100 and the entry unit price for your chosen option is \$1.00, you'll will receive 100 units.

The value of your units will fluctuate due to the receipt of investment income and changes in the value of the underlying assets held in each option (except for FirstRate options, where the number of units change as a result of the payment of interest). The unit price you receive will also be affected by other factors such as the payment of fees and costs, and taxes from either your account or the assets of your investment options in which you are invested.

Other costs that relate specifically to you, such as the payment of insurance premiums or adviser service fees, may also be deducted from your account via the withdrawal of units.

1 Once you reach age 65 or notify us that you have met another eligible condition of release, your pension will be treated as a retirement phase account based pension, and will no longer be subject to tax on investment earnings.

2 We have the discretion to close your account once it falls below \$3,000 or if your pension payment is more than your account balance.

This means that your account balance can fluctuate on a daily basis depending on market movements, the costs of running the fund and any expenses that relate specifically to your account.

The following table provides a number of factors which may impact the value of your superannuation account.

Things that may increase your super account balance	Things that may reduce your super account balance
<ul style="list-style-type: none"> • Contributions, such as employer, personal and spouse contributions. • Rollovers from other funds. • Increases in the unit price of an option due to the accrual of investment income and changes in the market value of the underlying assets. • Family law payment splits received and spouse contribution splitting payments received. • Co-contributions or low income super tax offset paid by the Government. 	<ul style="list-style-type: none"> • Tax (including tax levied on contributions and the fund's investment income). • Decreases in the unit price of an investment option due to changes in the market value of the underlying assets. • Benefit payments (lump sum and income stream payments). • Fund fees and charges. • Insurance premiums or adviser service fees. • Family law payment splits and spouse contribution splitting payments.

What is a pension?

A pension is a regular income stream achieved by drawing upon your superannuation once you have reached age 60 for pre-retirement pensions or met a relevant condition of release for account based pensions.

FirstChoice Wholesale Pension offers the payment of the following types of pensions:

- a pre-retirement pension
- an account based pension.

Depending on your personal circumstances, a pension may be a tax-effective way of receiving income. Investment earnings of account based pensions are not subject to tax. For pre-retirement pensions, a maximum of 15% tax on the investment earnings is applicable.¹ If you commence a pension before you reach age 60, tax may be withheld from your pension payment amounts. Please refer to section 6 'Taxation' for more information about the tax treatment of pensions.

Your regular income is based on a percentage of your account balance as at 1 July each year. In the first financial year that you commence your pension, a percentage of your account balance as at the commencement date of your pension is used instead.

The pension ceases to be paid to you when your account balance is reduced to zero.²

You should speak with your financial adviser about whether a pension account may be appropriate for your individual objectives, financial situation and needs.

How a pension account is valued

Your account balance is initially equal to your rollovers and super contributions made to commence your pension. Once you commence a pension you cannot invest additional money.

The money invested to establish your pension is used to purchase units in your chosen investment options. For example, if you invest \$100,000 and the entry unit price for your chosen option is \$1.00, you'll receive 100,000 units.

The value of your units will fluctuate due to the receipt of investment income and changes in the value of the underlying assets held in each option (except for FirstRate options, where the number of units change as a result of the payment of interest). The unit price you receive will also be affected by other factors such as the payment of certain fees and costs, and taxes from either your account or the assets of the investment options in which you are invested.

Account deductions which may cause your pension account balance to reduce include:

- pension payment amounts and other super benefits paid to you
- fees and costs as well as benefits paid due to a release authority (e.g. the release of excess contributions)
- family law payment split.

Account based pensions

If you commence an account based pension, we must pay you at least a minimum pension payment amount each year (rounded to the nearest 10 whole dollars) but you can choose to receive as much income above that amount that you wish, or withdraw a lump sum benefit at any time.

Your minimum pension payment, which is calculated each year, is calculated by multiplying your account balance as at 1 July (or as at the commencement of your pension if your pension commenced during the financial year) by a percentage factor depending on your age (see the section titled 'Minimum pension payment requirements', below for details). There is no maximum pension payment amount you must receive from an account based pension.

There is a cap¹ on the total amount of your superannuation savings you can use to commence retirement phase income streams, which include account based pensions. The ATO tracks how much you transfer to retirement phase pensions, in a notional 'transfer balance account' available on my.gov.au. Your transfer balance account includes the value of existing retirement phase income streams at 30 June 2017 and the starting value of new retirement phase income streams from 1 July 2017. Please refer to the Reference Guide – FirstChoice Wholesale Personal Super and Pension for further information.

Pre-retirement pensions

Pre-retirement pensions are typically available to members who have reached age 60. A pre-retirement pension is also known as a 'transition to retirement pension'.

It is similar to an account based pension, except that it is designed to supplement your income in the later years of your working life, before you retire.

Minimum pension payment requirements (as outlined in the section titled 'Minimum pension payment requirements' below) are applicable to pre-retirement pension accounts.

A pre-retirement pension is also restricted to a maximum pension payment amount each year of 10% of your account balance as at 1 July (or, in the first financial year that you commence your pension, your account balance as at the date of commencement).

In addition, there are restrictions on when you can take an additional lump sum super benefit from your account balance while you are receiving a pre-retirement pension.

Your pre-retirement pension will convert to the rules of an account based pension (with no maximum pension payment amount or restrictions on lump sum super benefits) on the earlier of the date that:

- you notify us that you have met an eligible condition of release (refer to the Reference Guide – FirstChoice Wholesale Personal Super and Pension for details), or
- you turn age 65.

Initially, your pre-retirement pension will not increase your transfer balance account. However, when your pre-retirement pension converts to the rules of an account based pension, it will also become a retirement phase income stream and be included in your transfer balance account. Refer to the Reference Guide – FirstChoice Wholesale Personal Super and Pension for further information.

Minimum pension payment requirements

The percentage factors used to calculate minimum drawdown requirements for account based pensions are shown in the following table.

Age	Minimum percentage factor
Under 65	4%
65 to 74	5%
75 to 79	6%
80 to 84	7%
85 to 89	9%
90 to 94	11%
95 or over	14%

The Government may change these pension minimums at any time. If required by law, we may adjust your minimum pension payment amount (or maximum for pre-retirement pensions) to comply with the legislation.

We must pro rata your minimum pension payment amount in the first financial year of your pension for the number of days remaining in the financial year. If you commence your pension on or after 1 June, no minimum pension payment amount is required to be made for that financial year.

SuperFirst Transfer Facility

The SuperFirst Transfer Facility is a temporary account that allows you to consolidate your super savings (including super held by other super funds) and make additional super contributions before:

- commencing your pension for the first time, or
- rolling over an existing pension, with the addition of the funds in SuperFirst, and commencing a new pension.

Refer to the Reference Guide – FirstChoice Wholesale Personal Super and Pension for further details.

¹ This cap is the 'transfer balance cap'. If you commence a retirement phase income stream for the first time in 2023-24 or 2024-25, your cap is \$1.9 million. If you commenced one in an earlier year, your cap is a lower value.

Transfers between Super and Pension

FirstChoice Wholesale Personal Super and FirstChoice Wholesale Pension are offered from the same FirstChoice Trust. Many of the same investment options are offered in both products which may allow us to offer you a refund of buy/sell spreads where you transfer between like-for-like investment options, between these FirstChoice products.

When you transfer from FirstChoice Wholesale Personal Super to FirstChoice Wholesale Pension, any tax liability will be deducted.

If you hold a FirstRate Term Deposit option, you can transfer your super benefit from FirstChoice Wholesale Personal Super to FirstChoice Wholesale Pension and retain this investment without incurring an early withdrawal adjustment.

If you transfer from a pre-retirement pension to an account based pension in FirstChoice Wholesale Pension, you'll not incur a buy/sell spread. This is because we'll process the transfer using net asset value unit prices.

With the exception of pension payments, this transfer is the only transaction that can occur on your account on the day of transfer. All other requested transactions will be processed as soon as practical, after this transfer has been completed.

For more information about early withdrawal adjustments, please refer to the Reference Guide – FirstChoice Wholesale Personal Super and Pension.

Please refer to section 6 'Taxation', for more information about taxation.

4 Risks

Understanding investment risk is important in successfully developing your investment strategy. Before you consider your investment strategy, it is important to understand that:

- all investments are subject to risk
- there may be a loss of principal, capital or earnings
- different strategies carry different levels of risk depending on the assets that make up the strategy
- assets with the highest long-term returns may also carry the highest level of short-term risk.

When considering your investment, it is important to understand that:

- the value of investment options will go up and down
- returns are not guaranteed
- you may lose money
- previous returns don't predict future performance
- laws affecting superannuation and pensions may change
- the amount of your superannuation savings may not be adequate for your retirement
- your level of risk will vary, depending on your age, investment timeframe, where other parts of your money are invested and how comfortable you are with the possibility of losing some of your super in some years.

Different investments perform differently over time. Investments that have provided higher returns over the longer term have also tended to produce a wider range of returns. These investments are generally described as more risky, as there is a higher chance of losing money, but they can also give you a better chance of achieving your long-term objectives. Investments that have provided more stable returns are considered less risky, but they may not provide sufficient long-term returns for you to achieve your long-term goals. Selecting the investments that best match your investment needs and timeframe is crucial in managing this risk.

Your financial adviser can help you understand investment risk, including those risks applicable to complex options, and design an investment strategy that is right for you.

You should read the important information about risks before making a decision. Go to the FirstChoice Investment Options Menu at cfs.com.au for more information. The material relating to risks may change between the time you read this PDS and the day when you acquire the product.

Role of your financial adviser

Your financial adviser may play a large role in implementing your financial plan and can assist you to meet your financial needs. We have therefore designed an online platform service to enable your financial adviser to monitor the progress of your portfolio and make transactions on your behalf if you nominate this.

Your financial adviser will automatically be given transaction authority unless you choose to opt out of this option by completing the Adviser Transaction Authority section in the application form.

By granting your financial adviser transaction authority, you authorise the named adviser, and their authorised delegates, access to the details of your account(s) to perform the following activities using our services on your behalf:

- make an additional investment, set up or modify a regular investment plan, switch investment options and nominate the investment option from which account based fees (including adviser service fees) will be deducted
- cancel an adviser service fee
- modify personal and account details, excluding bank account details
- modify investment selection and frequency, including auto-rebalancing and elections in relation to managed accounts
- withdraw an investment to your pre-nominated bank account
- make super and pension withdrawals, excluding transfers and rollovers, to your pre-nominated bank account
- transact on FirstRate products, including managing maturity instructions.

If your circumstances change and this authority is no longer consistent with your needs, you have the ability to revoke your authorisation.

ALL can, at any time, remove an adviser or refuse to record or deal with an adviser nominated on your account.

As part of normal business practice, advice businesses may be sold, a new adviser may take over a book of clients, or an adviser may transfer from one dealer group to another. Where this occurs a new adviser may be nominated on your account or the dealer group attached to your account may change without your direction.

Where your account is transferred to a new dealer group or adviser they (and their delegates) will be authorised to access information regarding your account. If the adviser nominated on your account changes, any adviser transaction authority you previously authorised will transfer to your new adviser.

Your annual statement will contain details of the adviser nominated on your account.

Additional disclosure required for hedge funds and other complex options

Hedge funds and funds with certain hedge fund characteristics can pose more complex risks for investors than traditional managed investment schemes. This can arise due to their diverse investment strategies, in many cases involving the use of leverage, and complex and offshore structures.

The Australian Securities and Investments Commission (ASIC) has identified some characteristics that distinguish hedge funds from other managed investment schemes in its Regulatory Guide 240, such as the use of leverage, derivatives and short selling, charging performance fees, or funds that have complex investment strategies or structures. Where an option exhibits two or more of the characteristics defined, ASIC requires responsible entities to provide additional reporting and disclosure. Whilst these ASIC requirements only apply to managed investment schemes, not super or pension options, we will still provide this additional reporting and disclosure for the following superannuation investment options:

Option name

Antipodes Global
Aspect Absolute Return
Aspect Diversified Futures
BlackRock Global Liquid Alternatives
Brandywine Global Income Optimiser
Drummond Dynamic Plus
Fortlake Real Income
Perpetual Share-Plus Long-Short
Platinum Asia
Platinum International
PM Capital Enhanced Yield
PM Capital Global Companies
Sage Capital Equity Plus

For each option identified, we will report against the following benchmarks as required by ASIC:

- valuation of assets: information about whether assets which are not exchange-traded are valued by an independent administrator or an independent valuation service provider, and
- periodic reporting.

Where we can't provide all the components of the periodic reporting benchmark, we will explain why we can't and the types of information which will be provided instead, so that you can monitor the performance of your investment.

In addition, for each option identified, we will provide the following information in the Reference Guide – Complex Funds, available at cfs.com.au/complex. This information will be updated from time to time, in accordance with our legal obligations.

Disclosure principle	Description
Investment strategy	Details of the option's investment strategy, including the type of strategy, how it works and how risks are managed.
Investment manager	Information about the people responsible for managing the option's investments.
Fund structure	An explanation of the investment structures involved.
Valuation, location and custody of assets	Disclosure about the types of assets held, where they are located, how they are valued and the custodial arrangements.
Liquidity	The option's ability to realise its assets in a timely manner and the risks of illiquid classes of assets.
Leverage	Outlines the maximum level of leverage (where applicable) of the option.
Derivatives	The purpose and types of derivatives used by the appointed investment manager and the associated risks.
Short selling	How short selling (where applicable) may be used as part of the investment strategy and the associated risks and costs of short selling.
Withdrawals	Circumstances in which AIL allows withdrawals. A full explanation of how your withdrawal will be processed can be found in the Reference Guide for the product you are investing in, which is available on cfs.com.au

This disclosure principle information is available on our website at cfs.com.au/complex

5 Fees and other costs

DID YOU KNOW?

Small differences in both investment performance and fees and costs can have a substantial impact on your long-term returns.

For example, total annual fees and costs of 2% of your account balance rather than 1% could reduce your final return by up to 20% over a 30-year period (for example, reduce it from \$100,000 to \$80,000).

You should consider whether features such as superior investment performance or the provision of better member services justify higher fees and costs.

You or your employer, as applicable, may be able to negotiate to pay lower fees. Ask the fund or your financial adviser.

TO FIND OUT MORE

If you would like to find out more, or see the impact of the fees based on your own circumstances, the **Australian Securities and Investments Commission (ASIC)** MoneySmart website (www.moneysmart.gov.au) has a superannuation calculator to help you check out different fee options.

Note: Although we are required by law to include this wording, the fees are not subject to negotiation unless specified in this PDS.

This section shows fees and other costs that you may be charged. These fees and other costs may be deducted from your money, from the returns on your investment or from the assets of the superannuation entity as a whole. Other fees, such as activity fees, advice fees for personal advice and insurance fees, may also be charged, but these will depend on the nature of the activity, advice or insurance chosen by you. Entry fees and exit fees cannot be charged. Taxes, insurance fees and other costs relating to insurance are set out in another part of this document. You should read all the information about fees and other costs because it is important to understand their impact on your investment.

The fees and other costs for each investment option offered by the superannuation entity are set out in the 'Additional explanation of fees and costs' section.

Fees and costs summary

Type of fee or cost	Amount ¹	How and when paid									
Ongoing annual fees and costs^{2,3}											
Administration fees and costs²	FirstRate Saver ⁴ and FirstRate Saver Non-Auto-rebalancing The current fee is set out at cfs.com.au/firstatereturns	From 0.35% to 0.70% p.a.									
	FirstRate Term Deposit The current fee is set out at cfs.com.au/firstrate-td	From 0.00% to 0.25% p.a.									
	All other options	0.20% p.a.									
	You may be entitled to a portfolio rebate which may reduce the fees and costs of your investment. ⁵ The rebates are as follows:										
	<table border="1"> <thead> <tr> <th>Value of eligible FirstChoice products and investment options</th> <th>Portfolio rebate (p.a.)</th> </tr> </thead> <tbody> <tr> <td>\$0–\$100,000</td> <td>Nil</td> </tr> <tr> <td>next \$400,000</td> <td>0.05%</td> </tr> <tr> <td>next \$500,000</td> <td>0.10%</td> </tr> <tr> <td>over \$1,000,000</td> <td>0.20%</td> </tr> </tbody> </table>		Value of eligible FirstChoice products and investment options	Portfolio rebate (p.a.)	\$0–\$100,000	Nil	next \$400,000	0.05%	next \$500,000	0.10%	over \$1,000,000
Value of eligible FirstChoice products and investment options	Portfolio rebate (p.a.)										
\$0–\$100,000	Nil										
next \$400,000	0.05%										
next \$500,000	0.10%										
over \$1,000,000	0.20%										
The administration fees and costs are reflected in the daily unit price and are deducted from the assets of the relevant option monthly. The FirstRate Term Deposit administration fee is calculated based on the initial principal invested and is deducted from the interest earned at maturity, or on full withdrawal. For FirstRate Term Deposits over 12 months, the fee will be deducted from interest paid annually. If interest earned is insufficient to cover the fee, the fee will be deducted from the principal invested. The portfolio rebate is calculated monthly based on the value of your total portfolio and is credited to your account half-yearly in the form of additional units. Please refer to 'Portfolio rebate' for details on the portfolio rebates.											
Investment fees and costs^{2,6,7}	FirstRate options ⁴ Geared options Options with performance fees All other options See pages 17 to 30 for the investment fees and costs and performance fees for each investment option.	0.00% p.a. 1.16% to 2.74% p.a. (estimated) 0.45 to 5.05% p.a. (estimated) 0.09% to 1.52% p.a. (estimated)									
The investment fees and costs are reflected in the daily unit price and is generally deducted from the assets of the investment option on a monthly basis. Performance fees may also be payable on some options. See pages 17 to 30 for details of options with performance fees.											
Transaction costs^{2,6}	0% to 0.90% p.a. (estimated) depending on the option. Refer to pages 35 to 48 for the transaction costs that applies to each option.										
These costs are deducted from the underlying assets of the option and are reflected in the daily unit price for that option. Depending on the cost, they may be deducted daily, monthly or at some other time.											
Member activity related fees and costs											
Buy/sell spread	0% to 0.50% of the transaction, depending on the option. Refer to pages 17 to 30 for the buy/sell spreads for each option. These spreads may change without notice to you, to reflect changing market conditions. Please refer to the 'Product Update' section of our website at cfs.com.au/product-updates for any changes to buy/sell spreads.	This fee is payable each time you add to, withdraw from or switch to/from an option.									
Switching fee⁸	Nil	N/A									
Other fees and costs⁹	<p>Insurance fee For details of insurance costs, refer to the FirstChoice Wholesale Personal Super Insurance booklet. The cost includes the premium and an insurance administration fee of 10% (including the net effect of GST and any related GST credits) of insurance premiums (including applicable stamp duty).</p> <p>Adviser service fees As agreed between you and your adviser. Please refer to page 49 for further details.</p>	<p>Deducted directly from your account in advance each month.</p> <p>A fee for advice and advice services negotiated with your adviser and deducted directly from your account. Ongoing and fixed term adviser service fees are generally deducted from your account at the beginning of each month. One-off adviser service fees may be deducted at any time. These fees are optional and can only be deducted for advice relating to your investment in the fund.</p>									

1 All figures disclosed include the net effect of GST and any related GST credits.

2 If your account balance for a product offered by the superannuation entity is less than \$6,000 at the end of the entity's income year, certain fees and costs charged to you in relation to administration and investment are capped at 3% of the account balance. Any amount charged in excess of that cap must be refunded.

3 The fees and costs are estimates based on the costs incurred in the previous financial year.

4 We may derive monetary or administrative benefits from CBA. Refer to 'Are there any other benefits to CFSIL?' in the Investment Options Menu.

5 Although your investments in FirstChoice Employer Super, the First Sentier Strategic Cash and the FirstRate investment options in any of the eligible FirstChoice products count towards whether you are eligible for the portfolio rebate, no rebate is payable on amounts invested in those options. Please refer to 'Portfolio rebate' for further details.

6 Past costs are not a reliable indicator of future costs. Future costs may differ.

7 Investment fees and costs include an amount for performance fees as set out in pages 17 to 30. The calculation basis for this amount is set out under 'Additional explanation of fees and costs'.

8 Even though switching fees and exit fees are not charged, buy/sell spreads apply to most options (refer to 'Buy/sell spreads' for further details).

9 For further details about other fees and costs that may apply, including Insurance fees and Adviser Service Fees, please refer to the 'Additional explanation of fees and costs' section below.

Example of annual fees and costs for superannuation products

This table gives an example of how the ongoing annual fees and costs for the CFS Balanced option for this superannuation product can affect your superannuation investment over a one-year period.

You should use this table to compare this superannuation product with other superannuation products.

EXAMPLE – CFS Balanced ¹ option		BALANCE OF \$50,000
Administration fees and costs	0.20% p.a.	For every \$50,000 you have in the superannuation product, you will be charged or have deducted from your investment \$100 in administration fees and costs
PLUS Investment fees and costs ^{2,3}	0.95% p.a.	And, you will be charged or have deducted from your investment \$475 in investment fees and costs
PLUS Transaction costs ^{2,3}	0.03% p.a.	And, you will be charged or have deducted from your investment \$15 in transaction costs
EQUALS Cost of product ⁴		If your balance was \$50,000, at the beginning of the year, then for that year you will be charged fees and costs of \$590 for the superannuation product.

These figures are inclusive of the net effect of GST and any related GST credits. This does not take into account any entitlement to portfolio rebates which may reduce the fees and costs of your investment.

Please note that this is just an example. In practice, the actual investment balance of an investor will vary daily, and the actual fees and expenses we charge are based on the value of the option, which also fluctuates daily. Buy/sell spreads also apply. Refer to 'Additional explanation of fees and costs'.

Cost of product for 1 year

The cost of product gives a summary calculation about how ongoing annual fees and costs can affect your superannuation investment over a one-year period for all superannuation products and investment options. It is calculated in the manner shown in the Example of annual fees and costs.

The cost of product information assumes a balance of \$50,000 at the beginning of the year. Additional fees such as a buy/sell spread may apply. Refer to the Fees and costs summary for the relevant superannuation product or investment option.

You should use this figure to help compare superannuation products and investment options.

FirstChoice Wholesale Personal Super

Option name	Cost of product
CFS Options	
CFS Defensive	\$475
CFS Conservative	\$540
CFS Diversified	\$550
CFS Moderate	\$575
CFS Balanced	\$590
CFS Growth	\$610
CFS High Growth	\$620
CFS Geared Growth Plus	\$1,215
CFS Real Return	\$535
CFS Enhanced Cash	\$185
CFS Fixed Interest	\$435
CFS Australian Share	\$550
CFS Australian Small Companies	\$720
CFS Global Share	\$690
CFS Global Share – Hedged	\$690
CFS Emerging Markets	\$825
CFS Property Securities	\$490
CFS Global Property Securities	\$705
CFS Global Infrastructure Securities	\$670
CFS Geared Australian Share	\$1,235
CFS Geared Global Share	\$965
CFS Geared Share	\$1,165
CFS ETF Exposure Series	
CFS ETF Exposure Series: US Treasury Bills	\$235
CFS ETF Exposure Series: Physical Gold	\$315
CFS ETF Exposure Series: All-World ex-US Shares	\$160
CFS ETF Exposure Series: US Shares	\$150
CFS Lifestage options	
CFS Lifestage 1945–49	\$325
CFS Lifestage 1950–54	\$320
CFS Lifestage 1955–59	\$320
CFS Lifestage 1960–64	\$325
CFS Lifestage 1965–69	\$335
CFS Lifestage 1970–74	\$335
CFS Lifestage 1975–79	\$335
CFS Lifestage 1980–84	\$335
CFS Lifestage 1985–89	\$340
CFS Lifestage 1990–94	\$330
CFS Lifestage 1995–99	\$330
CFS Lifestage 2000–04	\$330
CFS Lifestage 2005–09	\$330
CFS Sustainability	
CFS Thrive+ Sustainable Growth	\$510
CFS Enhanced Index Series	
CFS Enhanced Index Conservative	\$335
CFS Enhanced Index Diversified	\$355

1 This option targets a 70% allocation to growth assets such as shares, property and infrastructure securities, and 30% to defensive assets such as fixed interest and cash.

2 If your account is invested in an investment option other than CFS Balanced, the investment fees and costs and transaction costs may be different to those displayed in this example. Refer to 'Additional explanation of fees and costs' for more information.

3 The investment fees and costs and transaction costs displayed are estimates only and are based on the the investment fees and costs and transaction costs incurred for the year ended 30 June 2023. The actual amount you'll be charged in subsequent financial years will depend on the actual fees and costs incurred by the trustee in managing the investment option. Investment fees and costs may include an amount for performance fees.

4 Additional fees may apply.

Option name	Cost of product
CFS Enhanced Index Moderate	\$365
CFS Enhanced Index Balanced	\$380
CFS Enhanced Index Growth	\$405
CFS Enhanced Index High Growth	\$420
CFS Index Series	
CFS Index Conservative	\$185
CFS Index Diversified	\$185
CFS Index Moderate	\$185
CFS Index Balanced	\$185
CFS Index Growth	\$185
CFS Index High Growth	\$185
CFS Index Australian Bond	\$175
CFS Index Global Bond	\$195
CFS Index Australian Share	\$175
CFS Index Global Share	\$185
CFS Index Global Share – Hedged	\$195
CFS Index Property Securities	\$175
CFS Index Global Property Securities	\$190
CFS Index Global Listed Infrastructure Securities	\$195
CFS Geared Index Australian Share	\$590
CFS Geared Index Global Share	\$610
Single-Manager Multi-Sector	
Alternative Income	
Pendal Monthly Income Plus	\$510
Conservative	
AZ Sestante Conservative	\$390
Context Capital Short Term	\$470
Perpetual Conservative Growth	\$610
Moderate	
AZ Sestante Diversified	\$450
Context Capital Medium Term	\$535
Evidentia Medium Term	\$455
Perpetual Diversified Growth	\$660
Growth	
Pendal Sustainable Balanced	\$630
Perpetual Balanced Growth	\$665
Diversified Real Return	
Drummond Dynamic Plus	\$530
Perpetual Diversified Real Return	\$635
Schroder Real Return	\$605
High Growth	
AZ Sestante Growth	\$500
Context Capital Long Term	\$530
Evidentia Long Term	\$505
Single-Manager Single-Sector	
Cash and Deposits	
FirstRate Saver	\$350
FirstRate Saver Non-Auto-rebalancing	\$350
FirstRate Term Deposits	\$125
Enhanced Cash	
First Sentier Strategic Cash	\$200
Short Duration Fixed Interest	
Daintree Core Income	\$350
Franklin Australian Absolute Return Bond	\$430
Janus Henderson Diversified Credit	\$330

Option name	Cost of product
Kapstream Absolute Return Income	\$475
Macquarie Income Opportunities	\$425
Mutual Income	\$320
Perpetual Diversified Income	\$475
PM Capital Enhanced Yield	\$535
Schroder Absolute Return Income	\$470
Yarra Enhanced Income	\$400
Diversified Fixed Interest	
Bentham Global Income	\$470
Brandywine Global Income Optimiser	\$510
Colchester Emerging Market Bond	\$555
Colchester Global Government Bond	\$480
Fortlake Real Income	\$475
Macquarie Dynamic Bond	\$350
MetLife Global Impact Bond	\$490
PIMCO Diversified Fixed Interest	\$400
PIMCO Global Bond	\$400
T. Rowe Price Dynamic Global Bond	\$560
UBS Diversified Fixed Income	\$400
Australian Fixed Interest	
Janus Henderson Tactical Income	\$350
Macquarie Australian Fixed Interest	\$245
Pendal Sustainable Australian Fixed Interest	\$415
PIMCO Australian Bond	\$375
Western Asset Australian Bond	\$335
Alternatives	
Acadian Defensive Income	\$325
Aspect Absolute Return	\$1,025
Aspect Diversified Futures	\$2,765
BlackRock Global Liquid Alternatives	\$1,095
Lower Volatility Share	
AB Managed Volatility Equities	\$415
Acadian Global Managed Volatility Equity	\$465
Merlon Australian Share Income	\$660
State Street Australian Equity	\$535
Australian Share	
Acadian Core Australian Equity	\$425
Airlie Australian Share	\$575
Alphinity Sustainable Share	\$630
Antares Ex-20 Australian Equities	\$605
Ausbil Active Sustainable Equity	\$555
Ausbil Australian Active Equity	\$505
Bennelong Ex-20 Australian Equities	\$875
DNR Capital Australian Equities High Conviction	\$530
DNR Capital Australian Equities Income	\$550
Fidelity Australian Equities	\$550
First Sentier Concentrated Australian Share	\$510
First Sentier Imputation	\$525
Infinity Core Australian Equity	\$445
Investors Mutual Australian Share	\$600
Lazard Select Australian Equity	\$580
Martin Currie Australia Equity Income	\$555
Pendal Australian Share	\$525
Pendal Sustainable Australian Share	\$550
Perennial Value Australian Share	\$675

Option name	Cost of product
Perpetual Australian Share	\$705
Perpetual Industrial Share	\$670
Platypus Australian Equities	\$485
RQI Australian Value	\$325
Schroder Australian Equity	\$525
Solaris Core Australian Equity	\$550
WaveStone Australian Share	\$545
Australian share – Small Companies	
Ausbil Australian Emerging Leaders	\$665
Celeste Australian Small Companies	\$625
Eiger Australian Small Companies	\$1,060
First Sentier Australian Small Companies	\$575
Infinity SMID Australian Equity	\$535
Investors Mutual Future Leaders	\$720
Longwave Australian Small Companies	\$670
OC Premium Small Companies	\$1,150
RQI Australian Small Cap Value	\$425
Global Share	
Acadian Global Equity	\$525
Antipodes Global	\$840
Baillie Gifford Sustainable Growth	\$530
Baillie Gifford Long Term Global Growth	\$550
Barrow Hanley Concentrated Global Share	\$715
Barrow Hanley Global Share	\$685
Capital Group New Perspective	\$500
Capital Group New Perspective – Hedged	\$510
Epoch Global Equity Shareholder Yield	\$680
GQG Partners Global Equity	\$515
GQG Partners Global Equity – Hedged	\$515
Hyperion Global Growth Companies	\$1,355
Intermede Global Equities	\$640
Magellan Global Share	\$755
Magellan Global Share – Hedged	\$755
MFS Global Equity	\$625
Nanuk New World	\$635
Pendal Global Select	\$665
Royal London Concentrated Global Share	\$670
Royal London Core Global Share	\$430
RQI Global Value	\$375
RQI Global Value – Hedged	\$390
Stewart Investors Worldwide Leaders Sustainability	\$605
Talaria Global Equity	\$725
T. Rowe Price Global Equity	\$675
T. Rowe Price Global Equity – Hedged	\$740
Global share – Emerging Markets	
Aikya Emerging Markets Opportunities	\$620
Fidelity Asia	\$710
Pendal Global Emerging Market Opportunities	\$805
Platinum Asia	\$870
RQI Emerging Markets Value	\$495
Skerryvore Global Emerging Markets All-Cap	\$695
Specialist Share	
Acadian Australian Equity Long Short	\$580
Acadian Global Equity Long Short	\$700
Bell Global Emerging Companies	\$835

Option name	Cost of product
CFS – Wellington Global Health & Biotechnology	\$620
CFS – Wellington Global Small Companies	\$770
CFS – Wellington Global Technology & Communications	\$625
Janus Henderson Global Natural Resources	\$800
L1 Capital Catalyst	\$720
Perpetual Share-Plus Long-Short	\$640
Platinum International	\$820
PM Capital Global Companies	\$1,840
Sage Capital Equity Plus	\$630
Australian Property and Infrastructure Securities	
First Sentier Property Securities	\$430
Ironbark Property Securities	\$465
Martin Currie Real Income	\$525
Pendal Property Investment	\$550
Global Property and Infrastructure Securities	
ClearBridge RARE Infrastructure Value	\$600
Cohen & Steers Global Listed Infrastructure	\$645
First Sentier Global Property Securities	\$650
Macquarie Global Listed Real Estate	\$645
Magellan Infrastructure	\$650
Quay Global Real Estate – Unhedged	\$925
Resolution Capital Global Property Securities	\$685
Geared	
Acadian Geared Core Australian Equity	\$1,090
Acadian Geared Global Equity	\$1,375

FirstChoice Wholesale Retirement Pension

Option name	Cost of product
CFS Options	
CFS Defensive	\$475
CFS Conservative	\$550
CFS Diversified	\$550
CFS Moderate	\$575
CFS Balanced	\$585
CFS Growth	\$615
CFS High Growth	\$630
CFS Geared Growth Plus	\$1,235
CFS Real Return	\$535
CFS Enhanced Cash	\$185
CFS Fixed Interest	\$440
CFS Australian Share	\$550
CFS Australian Small Companies	\$720
CFS Global Share	\$690
CFS Global Share – Hedged	\$690
CFS Emerging Markets	\$830
CFS Property Securities	\$480
CFS Global Property Securities	\$710
CFS Global Infrastructure Securities	\$675
CFS Geared Australian Share	\$1,255
CFS Geared Global Share	\$985
CFS Geared Share	\$1,160

Option name	Cost of product
CFS ETF Exposure Series	
CFS ETF Exposure Series: US Treasury Bills	\$235
CFS ETF Exposure Series: Physical Gold	\$315
CFS ETF Exposure Series: All-World ex-US Shares	\$160
CFS ETF Exposure Series: US Shares	\$145
CFS Lifestage options	
CFS Lifestage 1945–49	\$325
CFS Lifestage 1950–54	\$330
CFS Lifestage 1955–59	\$325
CFS Lifestage 1960–64	\$330
CFS Sustainability	
CFS Thrive+ Sustainable Growth	\$510
CFS Enhanced Index Series	
CFS Enhanced Index Conservative	\$335
CFS Enhanced Index Diversified	\$355
CFS Enhanced Index Moderate	\$365
CFS Enhanced Index Balanced	\$380
CFS Enhanced Index Growth	\$390
CFS Enhanced Index High Growth	\$415
CFS Index Series	
CFS Index Conservative	\$185
CFS Index Diversified	\$185
CFS Index Moderate	\$185
CFS Index Balanced	\$185
CFS Index Growth	\$185
CFS Index High Growth	\$185
CFS Index Australian Bond	\$175
CFS Index Global Bond	\$200
CFS Index Australian Share	\$175
CFS Index Global Share	\$180
CFS Index Global Share – Hedged	\$195
CFS Index Property Securities	\$175
CFS Index Global Property Securities	\$195
CFS Index Global Listed Infrastructure Securities	\$195
CFS Geared Index Australian Share	\$580
CFS Geared Index Global Share	\$600
Other Options	
Alternative Income	
Pendal Monthly Income Plus	\$510
Conservative	
AZ Sestante Conservative	\$390
Context Capital Short Term	\$465
Perpetual Conservative Growth	\$610
Moderate	
AZ Sestante Diversified	\$450
Context Capital Medium Term	\$535
Evidentia Medium Term	\$455
Perpetual Diversified Growth	\$660
Growth	
Pendal Sustainable Balanced	\$630
Perpetual Balanced Growth	\$665

Option name	Cost of product
Diversified Real Return	
Drummond Dynamic Plus	\$530
Perpetual Diversified Real Return	\$635
Schroder Real Return	\$605
High Growth	
AZ Sestante Growth	\$500
Context Capital Long Term	\$525
Evidentia Long Term	\$505
Single Manager Single-Sector	
Cash And Deposits	
FirstRate Saver	\$350
FirstRate Saver Non-Auto-rebalancing	\$350
FirstRate Term Deposits	\$125
Enhanced cash	
First Sentier Strategic Cash	\$200
Short Duration Fixed Interest	
Daintree Core Income	\$350
Franklin Australian Absolute Return Bond	\$430
Janus Henderson Diversified Credit	\$330
Kapstream Absolute Return Income	\$475
Macquarie Income Opportunities	\$425
Mutual Income	\$320
Perpetual Diversified Income	\$475
PM Capital Enhanced Yield	\$555
Schroder Absolute Return Income	\$470
Yarra Enhanced Income	\$400
Diversified Fixed Interest	
Bentham Global Income	\$470
Brandywine Global Income Optimiser	\$510
Colchester Emerging Market Bond	\$555
Colchester Global Government Bond	\$480
Fortlake Real Income	\$475
Macquarie Dynamic Bond	\$350
MetLife Global Impact Bond	\$490
PIMCO Diversified Fixed Interest	\$400
PIMCO Global Bond	\$400
T. Rowe Price Dynamic Global Bond	\$560
UBS Diversified Fixed Income	\$400
Australian Fixed Interest	
Janus Henderson Tactical Income	\$350
Macquarie Australian Fixed Interest	\$245
Pendal Sustainable Australian Fixed Interest	\$415
PIMCO Australian Bond	\$375
Western Asset Australian Bond	\$335
Alternatives	
Acadian Defensive Income	\$325
Aspect Absolute Return	\$1,055
Aspect Diversified Futures	\$2,745
BlackRock Global Liquid Alternatives	\$1,095
Lower Volatility Share	
AB Managed Volatility Equities	\$405

Option name	Cost of product	Option name	Cost of product
Acadian Global Managed Volatility Equity	\$455	Intermede Global Equities	\$635
Merlon Australian Share Income	\$645	Magellan Global Share	\$755
State Street Australian Equity	\$540	Magellan Global Share – Hedged	\$755
Australian Share		MFS Global Equity	\$625
Acadian Core Australian Equity	\$420	Nanuk New World	\$625
Airlie Australian Share	\$565	Pendal Global Select	\$590
Alphinity Sustainable Share	\$630	Royal London Concentrated Global Share	\$650
Antares Ex-20 Australian Equities	\$605	Royal London Core Global Share	\$430
Ausbil Active Sustainable Equity	\$555	RQI Global Value	\$375
Ausbil Australian Active Equity	\$500	RQI Global Value – Hedged	\$390
Bennelong Ex-20 Australian Equities	\$885	Stewart Investors Worldwide Leaders Sustainability	\$575
DNR Capital Australian Equities High Conviction	\$525	Talaria Global Equity	\$715
DNR Capital Australian Equities Income	\$540	T. Rowe Price Global Equity	\$665
Fidelity Australian Equities	\$550	T. Rowe Price Global Equity – Hedged	\$725
First Sentier Concentrated Australian Share	\$505	Global Share – Emerging Markets	
First Sentier Imputation	\$520	Aikya Emerging Markets Opportunities	\$620
Infinity Core Australian Equity	\$445	Fidelity Asia	\$705
Investors Mutual Australian Share	\$600	Pendal Global Emerging Market Opportunities	\$800
Lazard Select Australian Equity	\$565	Platinum Asia	\$870
Martin Currie Australia Equity Income	\$545	RQI Emerging Markets Value	\$490
Pendal Australian Share	\$525	Skerryvore Global Emerging Markets All-Cap	\$695
Pendal Sustainable Australian Share	\$545	Specialist Share	
Perennial Value Australian Share	\$665	Acadian Australian Equity Long Short	\$570
Perpetual Australian Share	\$695	Acadian Global Equity Long Short	\$685
Perpetual Industrial Share	\$665	Bell Global Emerging Companies	\$830
Platypus Australian Equities	\$485	CFS – Wellington Global Health & Biotechnology	\$600
RQI Australian Value	\$325	CFS – Wellington Global Small Companies	\$770
Schroder Australian Equity	\$525	CFS – Wellington Global Technology & Communications	\$620
Solaris Core Australian Equity	\$530	Janus Henderson Global Natural Resources	\$785
WaveStone Australian Share	\$535	L1 Capital Catalyst	\$720
Australian Share – Small Companies		Perpetual Share-Plus Long-Short	\$635
Ausbil Australian Emerging Leaders	\$735	Platinum International	\$820
Celeste Australian Small Companies	\$605	PM Capital Global Companies	\$1,800
Eiger Australian Small Companies	\$1,095	Sage Capital Equity Plus	\$620
First Sentier Australian Small Companies	\$575	Australian Property and Infrastructure Securities	
Infinity SMID Australian Equity	\$535	First Sentier Property Securities	\$425
Investors Mutual Future Leaders	\$720	Ironbark Property Securities	\$450
Longwave Australian Small Companies	\$670	Martin Currie Real Income	\$525
OC Premium Small Companies	\$1,250	Pendal Property Investment	\$550
RQI Australian Small Cap Value	\$425	Global Property and Infrastructure Securities	
Global Share		ClearBridge RARE Infrastructure Value	\$600
Acadian Global Equity	\$515	Cohen & Steers Global Listed Infrastructure	\$645
Antipodes Global	\$830	First Sentier Global Property Securities	\$655
Baillie Gifford Sustainable Growth	\$530	Macquarie Global Listed Real Estate	\$645
Baillie Gifford Long Term Global Growth	\$550	Magellan Infrastructure	\$650
Barrow Hanley Concentrated Global Share	\$710	Quay Global Real Estate – Unhedged	\$935
Barrow Hanley Global Share	\$675	Resolution Capital Global Property Securities	\$680
Capital Group New Perspective	\$500	Geared	
Capital Group New Perspective – Hedged	\$510	Acadian Geared Core Australian Equity	\$1,090
Epoch Global Equity Shareholder Yield	\$675	Acadian Geared Global Equity	\$1,375
GQG Partners Global Equity	\$505		
GQG Partners Global Equity – Hedged	\$515		
Hyperion Global Growth Companies	\$1,225		

FirstChoice Wholesale Pre-Retirement Pension

Option name	Cost of product
CFS Options	
CFS TTR Defensive	\$475
CFS TTR Conservative	\$525
CFS TTR Diversified	\$540
CFS TTR Moderate	\$550
CFS TTR Balanced	\$575
CFS TTR Growth	\$590
CFS TTR High Growth	\$605
CFS TTR Fixed Interest	\$435
CFS TTR Australian Share	\$525
CFS TTR Australian Small Companies	\$690
CFS TTR Global Share	\$665
CFS TTR Emerging Markets	\$790
CFS TTR Property Securities	\$480
CFS TTR Global Infrastructure Securities	\$660
CFS TTR Geared Share	\$1,150
CFS Lifestage options	
CFS TTR Lifestage 1955-59	\$325
CFS TTR Lifestage 1960-64	\$330
CFS Sustainability	
CFS TTR Thrive+ Sustainable Growth	\$510
CFS Enhanced Index Series	
CFS TTR Enhanced Index Conservative	\$335
CFS TTR Enhanced Index Diversified	\$350
CFS TTR Enhanced Index Moderate	\$360
CFS TTR Enhanced Index Balanced	\$370
CFS TTR Enhanced Index Growth	\$390
CFS TTR Enhanced Index High Growth	\$420
CFS Index Series	
CFS TTR Index Conservative	\$185
CFS TTR Index Diversified	\$185
CFS TTR Index Moderate	\$185
CFS TTR Index Balanced	\$185
CFS TTR Index Growth	\$185
CFS TTR Index High Growth	\$185
CFS TTR Index Australian Bond	\$175
CFS TTR Index Global Bond	\$200
CFS TTR Index Australian Share	\$175
CFS TTR Index Global Share	\$185
CFS TTR Index Global Share – Hedged	\$195
CFS TTR Index Property Securities	\$175
CFS TTR Index Global Property Securities	\$195
CFS TTR Index Global Listed Infrastructure Securities	\$195
Other Multi Sector	
Alternative Income	
Pendal TTR Monthly Income Plus	\$510
Conservative	
AZ Sestante TTR Conservative	\$370
Context Capital TTR Short Term	\$470
Perpetual TTR Conservative Growth	\$610

Option name	Cost of product
Moderate	
AZ Sestante TTR Diversified	\$435
Context Capital TTR Medium Term	\$535
Evidentia TTR Medium Term	\$450
Perpetual TTR Diversified Growth	\$680
Growth	
Perpetual TTR Balanced Growth	\$665
Diversified Real Return	
Drummond TTR Dynamic Plus	\$530
Perpetual TTR Diversified Real Return	\$635
Schroder TTR Real Return	\$605
High Growth	
AZ Sestante TTR Growth	\$475
Context Capital TTR Long Term	\$530
Evidentia TTR Long Term	\$500
Single Manager Single-Sector	
Cash And Deposits	
FirstRate TTR Saver	\$350
FirstRate TTR Saver Non-Auto-rebalancing	\$350
Enhanced Cash	
First Sentier TTR Strategic Cash	\$200
Short Duration Fixed Interest	
Franklin TTR Australian Absolute Return Bond	\$430
Janus Henderson TTR Diversified Credit	\$330
Kapstream TTR Absolute Return Income	\$475
Macquarie TTR Income Opportunities	\$425
Mutual TTR Income	\$320
Perpetual TTR Diversified Income	\$475
PM Capital TTR Enhanced Yield	\$535
Schroder TTR Absolute Return Income	\$470
Yarra TTR Enhanced Income	\$400
Diversified Fixed Interest	
Bentham TTR Global Income	\$470
Brandywine TTR Global Income Optimiser	\$510
Colchester TTR Emerging Market Bond	\$555
Colchester TTR Global Government Bond	\$480
Macquarie TTR Dynamic Bond	\$350
PIMCO TTR Diversified Fixed Interest	\$400
PIMCO TTR Global Bond	\$400
T. Rowe Price TTR Dynamic Global Bond	\$560
UBS TTR Diversified Fixed Income	\$400
Australian Fixed Interest	
Janus Henderson TTR Tactical Income	\$350
Macquarie TTR Australian Fixed Interest	\$245
Pendal TTR Sustainable Australian Fixed Interest	\$420
PIMCO TTR Australian Bond	\$375
Western Asset TTR Australian Bond	\$335
Alternatives	
Acadian TTR Defensive Income	\$320
Aspect TTR Diversified Futures	\$2,705
BlackRock TTR Global Liquid Alternatives	\$1,095

Option name	Cost of product
Lower Volatility Share	
Acadian TTR Global Managed Volatility Equity	\$460
Merlon TTR Australian Share Income	\$630
State Street TTR Australian Equity	\$535
Australian Share	
Alphinity TTR Sustainable Share	\$605
Antares TTR Ex-20 Australian Equities	\$605
Ausbil TTR Australian Active Equity	\$500
Bennelong TTR Ex-20 Australian Equities	\$835
DNR Capital TTR Australian Equities High Conviction	\$530
Fidelity TTR Australian Equities	\$550
First Sentier TTR Concentrated Australian Share	\$515
First Sentier TTR Imputation	\$500
Infinity TTR Core Australian Equity	\$445
Investors Mutual TTR Australian Share	\$600
Lazard TTR Select Australian Equity	\$555
Martin Currie TTR Australia Equity Income	\$560
Pendal TTR Australian Share	\$525
Perennial Value TTR Australian Share	\$665
Perpetual TTR Australian Share	\$705
Perpetual TTR Industrial Share	\$645
Platypus TTR Australian Equities	\$485
RQI TTR Australian Value	\$325
Schroder TTR Australian Equity	\$525
WaveStone TTR Australian Share	\$525
Australian Share – Small Companies	
Ausbil TTR Australian Emerging Leaders	\$635
First Sentier TTR Australian Small Companies	\$575
Infinity TTR SMID Australian Equity	\$535
OC TTR Premium Small Companies	\$990
Global Share	
Baillie Gifford TTR Long Term Global Growth	\$555
Barrow Hanley TTR Global Share	\$680
Capital Group TTR New Perspective	\$500
Capital Group TTR New Perspective – Hedged	\$510
Epoch TTR Global Equity Shareholder Yield	\$680
GQG Partners TTR Global Equity	\$515
GQG Partners TTR Global Equity – Hedged	\$515
Intermede TTR Global Equities	\$640
Magellan TTR Global Share	\$755
Magellan TTR Global Share – Hedged	\$755
MFS TTR Global Equity	\$625
Nanuk TTR New World	\$675
Pendal TTR Global	\$650
Royal London TTR Concentrated Global Share	\$665
Royal London TTR Core Global Share	\$430
RQI TTR Global Value	\$380
RQI TTR Global Value – Hedged	\$395
Talaria TTR Global Equity	\$720
T. Rowe Price TTR Global Equity	\$670
T. Rowe Price TTR Global Equity – Hedged	\$740

Option name	Cost of product
Global Share – Emerging Markets	
Pendal TTR Global Emerging Market Opportunities	\$805
Platinum TTR Asia	\$860
Specialist Share	
Bell TTR Global Emerging Companies	\$830
L1 Capital TTR Catalyst	\$720
Perpetual TTR Share-Plus Long-Short	\$645
Platinum TTR International	\$790
Sage Capital TTR Equity Plus	\$635
Australian Property and Infrastructure Securities	
Pendal TTR Property Investment	\$550
Global Property and Infrastructure Securities	
ClearBridge RARE TTR Infrastructure Value	\$600
First Sentier TTR Global Property Securities	\$650
Macquarie TTR Global Listed Real Estate	\$645
Magellan TTR Infrastructure	\$650
Quay TTR Global Real Estate – Unhedged	\$950
Resolution Capital TTR Global Property Securities	\$685

Additional explanation of fees and costs

Fees and costs – FirstChoice Wholesale Personal Super

Option name	Total administration and investment fees and costs (p.a.)	Administration fees and costs (p.a.)	Investment fees and costs (p.a.) ¹	Performance fee (p.a.) ²	Buy/sell spread (%) ³
CFS Options (These investment options are located in the Investment Options Menu.)					
CFS Defensive	0.95%	0.20%	0.75%		0.15
CFS Conservative ²	1.05%	0.20%	0.81%	0.04%	0.15
CFS Diversified ²	1.08%	0.20%	0.84%	0.04%	0.15
CFS Moderate ²	1.10%	0.20%	0.86%	0.04%	0.15
CFS Balanced ²	1.15%	0.20%	0.90%	0.05%	0.15
CFS Growth ²	1.16%	0.20%	0.91%	0.05%	0.15
CFS High Growth	1.19%	0.20%	0.99%		0.15
CFS Geared Growth Plus ^{4,5}	1.15%(g)/2.27%(n)	0.10%(g)/0.20%(n)	1.05%(g)/2.07%(n)		0.10–0.30
CFS Real Return ⁶	1.07%	0.20%	0.87%		0.15
CFS Enhanced Cash	0.37%	0.20%	0.17%		0.00
CFS Fixed Interest	0.87%	0.20%	0.67%		0.20
CFS Australian Share	1.05%	0.20%	0.85%		0.15
CFS Australian Small Companies	1.35%	0.20%	1.15%		0.20
CFS Global Share	1.33%	0.20%	1.13%		0.10
CFS Global Share – Hedged	1.33%	0.20%	1.13%		0.10
CFS Emerging Markets	1.57%	0.20%	1.37%		0.20
CFS Property Securities	0.96%	0.20%	0.76%		0.20
CFS Global Property Securities	1.36%	0.20%	1.16%		0.10
CFS Global Infrastructure Securities	1.28%	0.20%	1.08%		0.10
CFS Geared Australian Share ^{4,5}	1.05%(g)/2.31%(n)	0.09%(g)/0.20%(n)	0.96%(g)/2.11%(n)		0.05–0.15
CFS Geared Global Share ^{4,5}	1.19%(g)/1.88%(n)	0.13%(g)/0.20%(n)	1.06%(g)/1.68%(n)		0.10–0.16
CFS Geared Share ^{4,5}	1.07%(g)/2.32%(n)	0.09%(g)/0.20%(n)	0.98%(g)/2.12%(n)		0.20–0.50
CFS ETF Exposure Series (These investment options are located in the Investment Options Menu.)					
CFS ETF Exposure Series: US Treasury Bills ⁶	0.47%	0.20%	0.27%		0.05
CFS ETF Exposure Series: Physical Gold	0.63%	0.20%	0.43%		0.05
CFS ETF Exposure Series: All-World ex-US Shares	0.32%	0.20%	0.12%		0.05
CFS ETF Exposure Series: US Shares	0.30%	0.20%	0.10%		0.05
CFS Lifestage options (These investment options are located in the Investment Options Menu.)					
CFS Lifestage 1945-49 ⁶	0.64%	0.20%	0.44%		0.10
CFS Lifestage 1950-54 ⁶	0.64%	0.20%	0.44%		0.10
CFS Lifestage 1955-59 ⁶	0.64%	0.20%	0.44%		0.10
CFS Lifestage 1960-64 ⁶	0.64%	0.20%	0.44%		0.10
CFS Lifestage 1965-69 ^{2,6}	0.65%	0.20%	0.44%	0.01%	0.10
CFS Lifestage 1970-74 ^{2,6}	0.65%	0.20%	0.44%	0.01%	0.10
CFS Lifestage 1975-79 ^{2,6}	0.65%	0.20%	0.44%	0.01%	0.10
CFS Lifestage 1980-84 ^{2,6}	0.65%	0.20%	0.44%	0.01%	0.10
CFS Lifestage 1985-89 ^{2,6}	0.66%	0.20%	0.45%	0.01%	0.10
CFS Lifestage 1990-94 ^{2,6}	0.65%	0.20%	0.44%	0.01%	0.10
CFS Lifestage 1995-99 ^{2,6}	0.65%	0.20%	0.44%	0.01%	0.10
CFS Lifestage 2000-04 ^{2,6}	0.65%	0.20%	0.44%	0.01%	0.10
CFS Lifestage 2005-09 ^{2,6}	0.66%	0.20%	0.45%	0.01%	0.10
CFS Sustainability (This investment option is located in the Investment Options Menu.)					
CFS Thrive+ Sustainable Growth ²	0.99%	0.20%	0.73%	0.06%	0.10
CFS Enhanced Index Series (These investment options are located in the Investment Options Menu.)					
CFS Enhanced Index Conservative	0.67%	0.20%	0.47%		0.10
CFS Enhanced Index Diversified	0.70%	0.20%	0.50%		0.10
CFS Enhanced Index Moderate	0.72%	0.20%	0.52%		0.10
CFS Enhanced Index Balanced	0.74%	0.20%	0.54%		0.10
CFS Enhanced Index Growth	0.78%	0.20%	0.58%		0.10
CFS Enhanced Index High Growth	0.81%	0.20%	0.61%		0.10

Option name	Total administration and investment fees and costs (p.a.)	= Administration fees and costs (p.a.)	+ Investment fees and costs (p.a.) ¹	+ Performance fee (p.a.) ²	Buy/sell spread (%) ³
CFS Index Series (These investment options are located in the Investment Options Menu.)					
CFS Index Conservative	0.37%	0.20%	0.17%		0.05
CFS Index Diversified	0.37%	0.20%	0.17%		0.05
CFS Index Moderate	0.37%	0.20%	0.17%		0.10
CFS Index Balanced	0.37%	0.20%	0.17%		0.10
CFS Index Growth	0.37%	0.20%	0.17%		0.10
CFS Index High Growth	0.37%	0.20%	0.17%		0.05
CFS Index Australian Bond	0.35%	0.20%	0.15%		0.10
CFS Index Global Bond	0.39%	0.20%	0.19%		0.10
CFS Index Australian Share	0.35%	0.20%	0.15%		0.05
CFS Index Global Share	0.37%	0.20%	0.17%		0.05
CFS Index Global Share – Hedged	0.39%	0.20%	0.19%		0.05
CFS Index Property Securities	0.35%	0.20%	0.15%		0.05
CFS Index Global Property Securities	0.38%	0.20%	0.18%		0.05
CFS Index Global Listed Infrastructure Securities	0.39%	0.20%	0.19%		0.05
CFS Geared Index Australian Share ^{4,5}	0.53%(g)/1.18%(n)	0.09%(g)/0.20%(n)	0.44%(g)/0.98%(n)		0.05–0.20
CFS Geared Index Global Share ^{4,5}	0.55%(g)/1.22%(n)	0.09%(g)/0.20%(n)	0.46%(g)/1.02%(n)		0.05–0.20
Single-Manager Multi-Sector (These investment options are located in the Investment Options Menu.)					
Alternative Income					
Pendal Monthly Income Plus	1.02%	0.20%	0.82%		0.10
Conservative					
AZ Sestante Conservative ²	0.74%	0.20%	0.54%	0.00%	0.10
Context Capital Short Term ²	0.94%	0.20%	0.74%	0.00%	0.10
Perpetual Conservative Growth	1.22%	0.20%	1.02%		0.25
Moderate					
AZ Sestante Diversified ²	0.84%	0.20%	0.64%	0.00%	0.10
Context Capital Medium Term ²	1.07%	0.20%	0.86%	0.01%	0.10
Evidentia Medium Term ²	0.91%	0.20%	0.71%	0.00%	0.10
Perpetual Diversified Growth	1.32%	0.20%	1.12%		0.25
Growth					
Pendal Sustainable Balanced	1.22%	0.20%	1.02%		0.20
Perpetual Balanced Growth	1.33%	0.20%	1.13%		0.25
Diversified Real Return					
Drummond Dynamic Plus ⁶	1.05%	0.20%	0.85%		0.20
Perpetual Diversified Real Return	1.27%	0.20%	1.07%		0.15
Schroder Real Return	1.21%	0.20%	1.01%		0.15
High Growth					
AZ Sestante Growth ²	0.94%	0.20%	0.74%	0.00%	0.10
Context Capital Long Term ²	1.05%	0.20%	0.84%	0.01%	0.10
Evidentia Long Term ²	1.01%	0.20%	0.81%	0.00%	0.10
Single Manager Single Sector (These investment options are located in the Investment Options Menu.)					
Cash and Deposits					
FirstRate Saver	0.35 to 0.70%	0.35 to 0.70%	0.00%		0.00
FirstRate Saver Non-Auto-rebalancing	0.35 to 0.70%	0.35 to 0.70%	0.00%		0.00
FirstRate Term Deposits	0.00 to 0.25%	0.00 to 0.25%	0.00%		0.00
Enhanced Cash					
First Sentier Strategic Cash	0.40%	0.20%	0.20%		0.00
Short Duration Fixed Interest					
Daintree Core Income ⁶	0.70%	0.20%	0.50%		0.15
Franklin Australian Absolute Return Bond	0.86%	0.20%	0.66%		0.10
Janus Henderson Diversified Credit ⁶	0.66%	0.20%	0.46%		0.15
Kapstream Absolute Return Income	0.95%	0.20%	0.75%		0.10
Macquarie Income Opportunities	0.85%	0.20%	0.65%		0.15
Mutual Income	0.64%	0.20%	0.44%		0.00

Option name	Total administration and investment fees and costs (p.a.)	= Administration fees and costs (p.a.)	+ Investment fees and costs (p.a.) ¹	+ Performance fee (p.a.) ²	Buy/sell spread (%) ³
Perpetual Diversified Income	0.95%	0.20%	0.75%		0.15
PM Capital Enhanced Yield ²	1.07%	0.20%	0.55%	0.32%	0.10
Schroder Absolute Return Income	0.94%	0.20%	0.74%		0.20
Yarra Enhanced Income ⁶	0.80%	0.20%	0.60%		0.10
Diversified Fixed Interest					
Bentham Global Income	0.94%	0.20%	0.74%		0.38
Brandywine Global Income Optimiser	1.02%	0.20%	0.82%		0.15
Colchester Emerging Market Bond ⁶	1.11%	0.20%	0.91%		0.20
Colchester Global Government Bond	0.96%	0.20%	0.76%		0.10
Fortlake Real Income ⁶	0.95%	0.20%	0.75%		0.10
Macquarie Dynamic Bond ⁶	0.69%	0.20%	0.49%		0.20
MetLife Global Impact Bond	0.98%	0.20%	0.78%		0.10
PIMCO Diversified Fixed Interest	0.80%	0.20%	0.60%		0.10
PIMCO Global Bond	0.80%	0.20%	0.60%		0.10
T. Rowe Price Dynamic Global Bond	1.12%	0.20%	0.92%		0.15
UBS Diversified Fixed Income	0.80%	0.20%	0.60%		0.15
Australian Fixed Interest					
Janus Henderson Tactical Income	0.70%	0.20%	0.50%		0.10
Macquarie Australian Fixed Interest ⁶	0.49%	0.20%	0.29%		0.10
Pendal Sustainable Australian Fixed Interest	0.83%	0.20%	0.63%		0.10
PIMCO Australian Bond	0.75%	0.20%	0.55%		0.10
Western Asset Australian Bond	0.67%	0.20%	0.47%		0.10
Alternatives					
Acadian Defensive Income	0.64%	0.20%	0.44%		0.10
Aspect Absolute Return ²	1.73%	0.20%	0.84%	0.69%	0.00
Aspect Diversified Futures ²	5.25%	0.20%	2.45%	2.60%	0.00
BlackRock Global Liquid Alternatives ⁶	1.29%	0.20%	1.09%		0.10
Lower Volatility Share					
AB Managed Volatility Equities	0.81%	0.20%	0.61%		0.10
Acadian Global Managed Volatility Equity	0.91%	0.20%	0.71%		0.05
Merlon Australian Share Income	1.21%	0.20%	1.01%		0.15
State Street Australian Equity	1.06%	0.20%	0.86%		0.05
Australian Share					
Acadian Core Australian Equity	0.85%	0.20%	0.65%		0.05
Airlie Australian Share ⁶	1.05%	0.20%	0.85%		0.10
Alphinity Sustainable Share	1.20%	0.20%	1.00%		0.10
Antares Ex-20 Australian Equities ^{2,6}	1.10%	0.20%	0.90%	0.00%	0.15
Ausbil Active Sustainable Equity	1.05%	0.20%	0.85%		0.10
Ausbil Australian Active Equity	1.01%	0.20%	0.81%		0.15
Bennelong Ex-20 Australian Equities ²	1.68%	0.20%	0.95%	0.53%	0.20
DNR Capital Australian Equities High Conviction	1.06%	0.20%	0.86%		0.10
DNR Capital Australian Equities Income ⁶	1.06%	0.20%	0.86%		0.20
Fidelity Australian Equities	1.10%	0.20%	0.90%		0.10
First Sentier Concentrated Australian Share	1.00%	0.20%	0.80%		0.10
First Sentier Imputation	1.00%	0.20%	0.80%		0.15
Infinity Core Australian Equity ⁶	0.89%	0.20%	0.69%		0.20
Investors Mutual Australian Share	1.20%	0.20%	1.00%		0.20
Lazard Select Australian Equity	1.07%	0.20%	0.87%		0.10
Martin Currie Australia Equity Income ⁶	1.11%	0.20%	0.91%		0.05
Pendal Australian Share	1.05%	0.20%	0.85%		0.15
Pendal Sustainable Australian Share	1.06%	0.20%	0.86%		0.10
Perennial Value Australian Share	1.05%	0.20%	0.85%		0.20
Perpetual Australian Share	1.28%	0.20%	1.08%		0.15

Refer to page 21 for footnotes 1–6.

Option name	Total administration and investment fees and costs (p.a.)	= Administration fees and costs (p.a.)	+ Investment fees and costs (p.a.) ¹	+ Performance fee (p.a.) ²	Buy/sell spread (%) ³
Perpetual Industrial Share	1.27%	0.20%	1.07%		0.15
Platypus Australian Equities ⁶	0.95%	0.20%	0.75%		0.15
RQI Australian Value	0.65%	0.20%	0.45%		0.05
Schroder Australian Equity	1.05%	0.20%	0.85%		0.15
Solaris Core Australian Equity	1.05%	0.20%	0.85%		0.15
WaveStone Australian Share	1.06%	0.20%	0.86%		0.15
Australian Share – Small Companies					
Ausbil Australian Emerging Leaders ²	1.15%	0.20%	0.95%	0.00%	0.15
Celeste Australian Small Companies ²	1.05%	0.20%	0.85%	0.00%	0.30
Eiger Australian Small Companies ²	2.12%	0.20%	1.06%	0.86%	0.20
First Sentier Australian Small Companies	1.15%	0.20%	0.95%		0.15
Infinity SMID Australian Equity ⁶	1.07%	0.20%	0.87%		0.20
Investors Mutual Future Leaders ⁶	1.34%	0.20%	1.14%		0.20
Longwave Australian Small Companies ⁶	1.24%	0.20%	1.04%		0.20
OC Premium Small Companies ²	2.21%	0.20%	1.21%	0.80%	0.20
RQI Australian Small Cap Value	0.85%	0.20%	0.65%		0.05
Global Share					
Acadian Global Equity	1.03%	0.20%	0.83%		0.05
Antipodes Global ²	1.54%	0.20%	1.34%	0.00%	0.10
Baillie Gifford Sustainable Growth	1.06%	0.20%	0.86%		0.10
Baillie Gifford Long Term Global Growth	1.10%	0.20%	0.90%		0.05
Barrow Hanley Concentrated Global Share ⁶	1.27%	0.20%	1.07%		0.10
Barrow Hanley Global Share	1.36%	0.20%	1.16%		0.10
Capital Group New Perspective ⁶	1.00%	0.20%	0.80%		0.10
Capital Group New Perspective – Hedged ⁶	1.02%	0.20%	0.82%		0.10
Epoch Global Equity Shareholder Yield	1.36%	0.20%	1.16%		0.05
GQG Partners Global Equity	1.03%	0.20%	0.83%		0.10
GQG Partners Global Equity – Hedged ⁶	1.03%	0.20%	0.83%		0.10
Hyperion Global Growth Companies ²	2.71%	0.20%	0.83%	1.68%	0.15
Intermede Global Equities	1.28%	0.20%	1.08%		0.10
Magellan Global Share	1.51%	0.20%	1.31%		0.05
Magellan Global Share – Hedged	1.51%	0.20%	1.31%		0.05
MFS Global Equity	1.25%	0.20%	1.05%		0.05
Nanuk New World	1.27%	0.20%	1.07%		0.10
Pendal Global Select	1.18%	0.20%	0.98%		0.10
Royal London Concentrated Global Share	1.34%	0.20%	1.14%		0.10
Royal London Core Global Share ⁶	0.86%	0.20%	0.66%		0.15
RQI Global Value	0.75%	0.20%	0.55%		0.10
RQI Global Value – Hedged	0.78%	0.20%	0.58%		0.10
Stewart Investors Worldwide Leaders Sustainability	1.20%	0.20%	1.00%		0.10
Talaria Global Equity	1.35%	0.20%	1.15%		0.20
T. Rowe Price Global Equity	1.31%	0.20%	1.11%		0.05
T. Rowe Price Global Equity – Hedged	1.44%	0.20%	1.24%		0.05
Global Share – Emerging Markets					
Aikya Emerging Markets Opportunities ⁶	1.24%	0.20%	1.04%		0.15
Fidelity Asia	1.42%	0.20%	1.22%		0.15
Pendal Global Emerging Market Opportunities	1.60%	0.20%	1.40%		0.15
Platinum Asia	1.71%	0.20%	1.51%		0.15
RQI Emerging Markets Value	0.91%	0.20%	0.71%		0.10
Skerryvore Global Emerging Markets All-Cap ⁶	1.39%	0.20%	1.19%		0.20
Specialist Share					
Acadian Australian Equity Long Short	1.16%	0.20%	0.96%		0.15
Acadian Global Equity Long Short	1.34%	0.20%	1.14%		0.05

Refer to page 26 for footnotes 1–6.

Option name	Total administration and investment fees and costs (p.a.)	Administration fees and costs (p.a.)	+ Investment fees and costs (p.a.) ¹	+ Performance fee (p.a.) ²	Buy/sell spread (%) ³
Bell Global Emerging Companies	1.66%	0.20%	1.46%		0.15
CFS – Wellington Global Health & Biotechnology	1.23%	0.20%	1.03%		0.05
CFS – Wellington Global Small Companies	1.37%	0.20%	1.17%		0.10
CFS – Wellington Global Technology & Communications	1.23%	0.20%	1.03%		0.05
Janus Henderson Global Natural Resources	1.23%	0.20%	1.03%		0.10
L1 Capital Catalyst ^{2,6}	1.44%	0.20%	1.24%	0.00%	0.15
Perpetual Share-Plus Long-Short ²	1.21%	0.20%	1.01%	0.00%	0.20
Platinum International	1.54%	0.20%	1.34%		0.10
PM Capital Global Companies ²	3.68%	0.20%	1.07%	2.41%	0.25
Sage Capital Equity Plus ²	1.10%	0.20%	0.90%	0.00%	0.10
Australian Property and Infrastructure Securities					
First Sentier Property Securities	0.86%	0.20%	0.66%		0.10
Ironbark Property Securities	0.87%	0.20%	0.67%		0.05
Martin Currie Real Income	1.05%	0.20%	0.85%		0.10
Pendal Property Investment	1.10%	0.20%	0.90%		0.15
Global Property and Infrastructure Securities					
ClearBridge RARE Infrastructure Value ⁶	1.20%	0.20%	1.00%		0.10
Cohen & Steers Global Listed Infrastructure ⁶	1.07%	0.20%	0.87%		0.05
First Sentier Global Property Securities	1.28%	0.20%	1.08%		0.10
Macquarie Global Listed Real Estate	1.29%	0.20%	1.09%		0.15
Magellan Infrastructure	1.30%	0.20%	1.10%		0.10
Quay Global Real Estate – Unhedged ²	1.83%	0.20%	0.83%	0.80%	0.15
Resolution Capital Global Property Securities	1.34%	0.20%	1.14%		0.10
G geared					
Acadian Geared Core Australian Equity ^{4,5}	0.99%(g)/2.17%(n)	0.09%(g)/0.20%(n)	0.90%(g)/1.97%(n)		0.05–0.20
Acadian Geared Global Equity ^{4,5}	1.24%(g)/2.74%(n)	0.09%(g)/0.20%(n)	1.15%(g)/2.54%(n)		0.05–0.15

These figures are inclusive of the net effect of GST and any related GST credits.

- The fees and costs are estimates based on the costs incurred in the previous financial year. This excludes any performance fee which is shown separately in the next column.
- Refer to pages 32 to 33 for more details on the different types of performance fees, how they have been calculated and how they have been estimated in the assessment of fees and costs. This estimate is generally based on the average of the performance fees charged in the five previous financial years to 30 June 2023. As past performance is not a reliable indicator of future performance, the performance fee charged in the future may differ.
- These spreads may change without notice to you to reflect changing market conditions. Please refer to the 'Product Update' section of our website at cfs.com.au/product-updates for any changes to buy/sell spreads.
- The figures shown above for the geared share options express the investment and Total administration and investment fees and costs as a percentage of both the gross (g) and net (n) assets. Gross assets include assets acquired from borrowings and net assets exclude assets acquired from borrowings. The net fees reflect the level of gearing as a percentage at 30 June 2024. Your investment returns will reduce by the net Total administration and investment fees and costs. The net investment fees and costs will vary in line with the gearing level of the option. Borrowings include any exposure to borrowings from an option investing directly or indirectly into another managed investment scheme that borrows.
- Buy/sell spreads depend on the specific gearing level of the option.
- These options have not been in existence for 12 months (as at 30 June 2024). For these options, these are estimated figures. For any options with performance fees, we assume no outperformance.

Fees and costs – FirstChoice Wholesale Retirement Pension

Option name	Total administration and investment fees and costs (p.a.)	= Administration fees and costs (p.a.)	+ Investment fees and costs (p.a.) ¹	+ Performance fee (p.a.) ²	Buy/sell spread (%) ³
CFS Options (These investment options are located in the Investment Options Menu.)					
CFS Defensive	0.95%	0.20%	0.75%		0.15
CFS Conservative ²	1.06%	0.20%	0.82%	0.04%	0.15
CFS Diversified ²	1.08%	0.20%	0.84%	0.04%	0.15
CFS Moderate ²	1.10%	0.20%	0.86%	0.04%	0.15
CFS Balanced ²	1.15%	0.20%	0.90%	0.05%	0.15
CFS Growth ²	1.16%	0.20%	0.91%	0.05%	0.15
CFS High Growth	1.20%	0.20%	1.00%		0.15
CFS Geared Growth Plus ^{4,5}	1.15%(g)/2.29%(n)	0.10%(g)/0.20%(n)	1.05%(g)/2.09%(n)		0.10–0.30
CFS Real Return ⁶	1.07%	0.20%	0.87%		0.15
CFS Enhanced Cash	0.37%	0.20%	0.17%		0.00
CFS Fixed Interest	0.88%	0.20%	0.68%		0.20
CFS Australian Share	1.05%	0.20%	0.85%		0.15
CFS Australian Small Companies	1.35%	0.20%	1.15%		0.20
CFS Global Share	1.33%	0.20%	1.13%		0.10
CFS Global Share – Hedged	1.33%	0.20%	1.13%		0.10
CFS Emerging Markets	1.57%	0.20%	1.37%		0.20
CFS Property Securities	0.95%	0.20%	0.75%		0.20
CFS Global Property Securities	1.37%	0.20%	1.17%		0.10
CFS Global Infrastructure Securities	1.29%	0.20%	1.09%		0.10
CFS Geared Australian Share ^{4,5}	1.05%(g)/2.32%(n)	0.09%(g)/0.20%(n)	0.96%(g)/2.12%(n)		0.05–0.15
CFS Geared Global Share ^{4,5}	1.19%(g)/1.89%(n)	0.13%(g)/0.20%(n)	1.06%(g)/1.69%(n)		0.10–0.16
CFS Geared Share ^{4,5}	1.07%(g)/2.31%(n)	0.09%(g)/0.20%(n)	0.98%(g)/2.11%(n)		0.20–0.50
CFS ETF Exposure Series (These investment options are located in the Investment Options Menu.)					
CFS ETF Exposure Series: US Treasury Bills ⁶	0.47%	0.20%	0.27%		0.05
CFS ETF Exposure Series: Physical Gold	0.63%	0.20%	0.43%		0.05
CFS ETF Exposure Series: All-World ex-US Shares	0.32%	0.20%	0.12%		0.05
CFS ETF Exposure Series: US Shares	0.29%	0.20%	0.09%		0.05
CFS Lifestage options (These investment options are located in the Investment Options Menu.)					
CFS Lifestage 1945–49	0.64%	0.20%	0.44%		0.10
CFS Lifestage 1950–54	0.64%	0.20%	0.44%		0.10
CFS Lifestage 1955–59	0.64%	0.20%	0.44%		0.10
CFS Lifestage 1960–64	0.64%	0.20%	0.44%		0.10
CFS Sustainability (This investment option is located in the Investment Options Menu.)					
CFS Thrive+ Sustainable Growth ²	0.99%	0.20%	0.73%	0.06%	0.10
CFS Enhanced Index Series (These investment options are located in the Investment Options Menu.)					
CFS Enhanced Index Conservative	0.67%	0.20%	0.47%		0.10
CFS Enhanced Index Diversified	0.70%	0.20%	0.50%		0.10
CFS Enhanced Index Moderate	0.72%	0.20%	0.52%		0.10
CFS Enhanced Index Balanced	0.74%	0.20%	0.54%		0.10
CFS Enhanced Index Growth	0.77%	0.20%	0.57%		0.10
CFS Enhanced Index High Growth	0.81%	0.20%	0.61%		0.10
CFS Index Series (These investment options are located in the Investment Options Menu.)					
CFS Index Conservative	0.37%	0.20%	0.17%		0.05
CFS Index Diversified	0.37%	0.20%	0.17%		0.05
CFS Index Moderate	0.37%	0.20%	0.17%		0.10
CFS Index Balanced	0.37%	0.20%	0.17%		0.10
CFS Index Growth	0.37%	0.20%	0.17%		0.10
CFS Index High Growth	0.37%	0.20%	0.17%		0.05
CFS Index Australian Bond	0.35%	0.20%	0.15%		0.10
CFS Index Global Bond	0.40%	0.20%	0.20%		0.10

Refer to page 26 for footnotes 1–6.

Option name	Total administration and investment fees and costs (p.a.)	= Administration fees and costs (p.a.)	+ Investment fees and costs (p.a.) ¹	+ Performance fee (p.a.) ²	Buy/sell spread (%) ³
CFS Index Australian Share	0.35%	0.20%	0.15%		0.05
CFS Index Global Share	0.36%	0.20%	0.16%		0.05
CFS Index Global Share – Hedged	0.39%	0.20%	0.19%		0.05
CFS Index Property Securities	0.35%	0.20%	0.15%		0.05
CFS Index Global Property Securities	0.39%	0.20%	0.19%		0.05
CFS Index Global Listed Infrastructure Securities	0.39%	0.20%	0.19%		0.05
CFS Geared Index Australian Share ^{4,5}	0.53%(g)/1.16%(n)	0.09%(g)/0.20%(n)	0.44%(g)/0.96%(n)		0.05–0.20
CFS Geared Index Global Share ^{4,5}	0.55%(g)/1.20%(n)	0.09%(g)/0.20%(n)	0.46%(g)/1.00%(n)		0.05–0.20
Other Options (These investment options are located in the Investment Options Menu.)					
Alternative Income					
Pendal Monthly Income Plus	1.02%	0.20%	0.82%		0.10
Conservative					
AZ Sestante Conservative ²	0.74%	0.20%	0.54%	0.00%	0.10
Context Capital Short Term ²	0.93%	0.20%	0.73%	0.00%	0.10
Perpetual Conservative Growth	1.22%	0.20%	1.02%		0.25
Moderate					
AZ Sestante Diversified ²	0.84%	0.20%	0.64%	0.00%	0.10
Context Capital Medium Term ²	1.07%	0.20%	0.86%	0.01%	0.10
Evidentia Medium Term ²	0.91%	0.20%	0.71%	0.00%	0.10
Perpetual Diversified Growth	1.32%	0.20%	1.12%		0.25
Growth					
Pendal Sustainable Balanced	1.22%	0.20%	1.02%		0.20
Perpetual Balanced Growth	1.33%	0.20%	1.13%		0.25
Diversified Real Return					
Drummond Dynamic Plus ⁶	1.05%	0.20%	0.85%		0.20
Perpetual Diversified Real Return	1.27%	0.20%	1.07%		0.15
Schroder Real Return	1.21%	0.20%	1.01%		0.15
High Growth					
AZ Sestante Growth ²	0.94%	0.20%	0.74%	0.00%	0.10
Context Capital Long Term ²	1.04%	0.20%	0.83%	0.01%	0.10
Evidentia Long Term ²	1.01%	0.20%	0.81%	0.00%	0.10
Single Manager Single-Sector (These investment options are located in the Investment Options Menu.)					
Cash and Deposits					
FirstRate Saver	0.35 to 0.70%	0.35 to 0.70%	0.00%		0.00
FirstRate Saver Non-Auto-rebalancing	0.35 to 0.70%	0.35 to 0.70%	0.00%		0.00
FirstRate Term Deposits	0.00 to 0.25%	0.00 to 0.25%	0.00%		0.00
Enhanced Cash					
First Sentier Strategic Cash	0.40%	0.20%	0.20%		0.00
Short Duration Fixed Interest					
Daintree Core Income ⁶	0.70%	0.20%	0.50%		0.15
Franklin Australian Absolute Return Bond	0.86%	0.20%	0.66%		0.10
Janus Henderson Diversified Credit ⁶	0.66%	0.20%	0.46%		0.15
Kapstream Absolute Return Income	0.95%	0.20%	0.75%		0.10
Macquarie Income Opportunities	0.85%	0.20%	0.65%		0.15
Mutual Income	0.64%	0.20%	0.44%		0.00
Perpetual Diversified Income	0.95%	0.20%	0.75%		0.15
PM Capital Enhanced Yield ²	1.11%	0.20%	0.55%	0.36%	0.10
Schroder Absolute Return Income	0.94%	0.20%	0.74%		0.20
Yarra Enhanced Income ⁶	0.80%	0.20%	0.60%		0.10

Refer to page 26 for footnotes 1–6.

Option name	Total administration and investment fees and costs (p.a.)	= Administration fees and costs (p.a.)	+ Investment fees and costs (p.a.) ¹	+ Performance fee (p.a.) ²	Buy/sell spread (%) ³
Diversified Fixed Interest					
Bentham Global Income	0.94%	0.20%	0.74%		0.38
Brandywine Global Income Optimiser	1.02%	0.20%	0.82%		0.15
Colchester Emerging Market Bond ⁶	1.11%	0.20%	0.91%		0.20
Colchester Global Government Bond	0.96%	0.20%	0.76%		0.10
Fortlake Real Income ⁶	0.95%	0.20%	0.75%		0.10
Macquarie Dynamic Bond ⁶	0.69%	0.20%	0.49%		0.20
MetLife Global Impact Bond	0.98%	0.20%	0.78%		0.10
PIMCO Diversified Fixed Interest	0.80%	0.20%	0.60%		0.10
PIMCO Global Bond	0.80%	0.20%	0.60%		0.10
T. Rowe Price Dynamic Global Bond	1.12%	0.20%	0.92%		0.15
UBS Diversified Fixed Income	0.80%	0.20%	0.60%		0.15
Australian Fixed Interest					
Janus Henderson Tactical Income	0.70%	0.20%	0.50%		0.10
Macquarie Australian Fixed Interest ⁶	0.49%	0.20%	0.29%		0.10
Pendal Sustainable Australian Fixed Interest	0.83%	0.20%	0.63%		0.10
PIMCO Australian Bond	0.75%	0.20%	0.55%		0.10
Western Asset Australian Bond	0.67%	0.20%	0.47%		0.10
Alternatives					
Acadian Defensive Income	0.64%	0.20%	0.44%		0.10
Aspect Absolute Return ²	1.79%	0.20%	0.84%	0.75%	0.00
Aspect Diversified Futures ²	5.21%	0.20%	2.45%	2.56%	0.00
BlackRock Global Liquid Alternatives ⁶	1.29%	0.20%	1.09%		0.10
Lower Volatility Share					
AB Managed Volatility Equities	0.80%	0.20%	0.60%		0.10
Acadian Global Managed Volatility Equity	0.90%	0.20%	0.70%		0.05
Merlon Australian Share Income	1.20%	0.20%	1.00%		0.15
State Street Australian Equity	1.06%	0.20%	0.86%		0.05
Australian Share					
Acadian Core Australian Equity	0.84%	0.20%	0.64%		0.05
Airlie Australian Share ⁶	1.05%	0.20%	0.85%		0.10
Alphinity Sustainable Share	1.20%	0.20%	1.00%		0.10
Antares Ex-20 Australian Equities ^{2,6}	1.10%	0.20%	0.90%	0.00%	0.15
Ausbil Active Sustainable Equity	1.05%	0.20%	0.85%		0.10
Ausbil Australian Active Equity	1.00%	0.20%	0.80%		0.15
Bennelong Ex-20 Australian Equities ²	1.71%	0.20%	0.95%	0.56%	0.20
DNR Capital Australian Equities High Conviction	1.05%	0.20%	0.85%		0.10
DNR Capital Australian Equities Income ⁶	1.05%	0.20%	0.85%		0.20
Fidelity Australian Equities	1.10%	0.20%	0.90%		0.10
First Sentier Concentrated Australian Share	1.00%	0.20%	0.80%		0.10
First Sentier Imputation	1.00%	0.20%	0.80%		0.15
Infinity Core Australian Equity ⁶	0.89%	0.20%	0.69%		0.20
Investors Mutual Australian Share	1.20%	0.20%	1.00%		0.20
Lazard Select Australian Equity	1.05%	0.20%	0.85%		0.10
Martin Currie Australia Equity Income ⁶	1.09%	0.20%	0.89%		0.05
Pendal Australian Share	1.05%	0.20%	0.85%		0.15
Pendal Sustainable Australian Share	1.05%	0.20%	0.85%		0.10
Perennial Value Australian Share	1.05%	0.20%	0.85%		0.20
Perpetual Australian Share	1.28%	0.20%	1.08%		0.15
Perpetual Industrial Share	1.26%	0.20%	1.06%		0.15
Platypus Australian Equities ⁶	0.95%	0.20%	0.75%		0.15
RQI Australian Value	0.65%	0.20%	0.45%		0.05
Schroder Australian Equity	1.05%	0.20%	0.85%		0.15

Refer to page 26 for footnotes 1–6.

Option name	Total administration and investment fees and costs (p.a.)	= Administration fees and costs (p.a.)	+ Investment fees and costs (p.a.) ¹	+ Performance fee (p.a.) ²	Buy/sell spread (%) ³
Solaris Core Australian Equity	1.05%	0.20%	0.85%		0.15
WaveStone Australian Share	1.05%	0.20%	0.85%		0.15
Australian Share – Small Companies					
Ausbil Australian Emerging Leaders ²	1.29%	0.20%	0.95%	0.14%	0.15
Celeste Australian Small Companies ²	1.05%	0.20%	0.85%	0.00%	0.30
Eiger Australian Small Companies ²	2.19%	0.20%	1.05%	0.94%	0.20
First Sentier Australian Small Companies	1.15%	0.20%	0.95%		0.15
Infinity SMID Australian Equity ⁶	1.07%	0.20%	0.87%		0.20
Investors Mutual Future Leaders ⁶	1.34%	0.20%	1.14%		0.20
Longwave Australian Small Companies ⁶	1.24%	0.20%	1.04%		0.20
OC Premium Small Companies ²	2.42%	0.20%	1.20%	1.02%	0.20
RQI Australian Small Cap Value	0.85%	0.20%	0.65%		0.05
Global Share					
Acadian Global Equity	1.01%	0.20%	0.81%		0.05
Antipodes Global ²	1.53%	0.20%	1.33%	0.00%	0.10
Baillie Gifford Sustainable Growth	1.06%	0.20%	0.86%		0.10
Baillie Gifford Long Term Global Growth	1.10%	0.20%	0.90%		0.05
Barrow Hanley Concentrated Global Share ⁶	1.26%	0.20%	1.06%		0.10
Barrow Hanley Global Share	1.35%	0.20%	1.15%		0.10
Capital Group New Perspective ⁶	1.00%	0.20%	0.80%		0.10
Capital Group New Perspective – Hedged ⁶	1.02%	0.20%	0.82%		0.10
Epoch Global Equity Shareholder Yield	1.35%	0.20%	1.15%		0.05
GQG Partners Global Equity	1.01%	0.20%	0.81%		0.10
GQG Partners Global Equity – Hedged ⁶	1.03%	0.20%	0.83%		0.10
Hyperion Global Growth Companies ²	2.45%	0.20%	0.80%	1.45%	0.15
Intermede Global Equities	1.27%	0.20%	1.07%		0.10
Magellan Global Share	1.51%	0.20%	1.31%		0.05
Magellan Global Share – Hedged	1.51%	0.20%	1.31%		0.05
MFS Global Equity	1.25%	0.20%	1.05%		0.05
Nanuk New World	1.25%	0.20%	1.05%		0.10
Pendal Global Select	1.14%	0.20%	0.94%		0.10
Royal London Concentrated Global Share	1.30%	0.20%	1.10%		0.10
Royal London Core Global Share ⁶	0.86%	0.20%	0.66%		0.15
RQI Global Value	0.75%	0.20%	0.55%		0.10
RQI Global Value – Hedged	0.78%	0.20%	0.58%		0.10
Stewart Investors Worldwide Leaders Sustainability	1.15%	0.20%	0.95%		0.10
Talaria Global Equity	1.35%	0.20%	1.15%		0.20
T. Rowe Price Global Equity	1.30%	0.20%	1.10%		0.05
T. Rowe Price Global Equity – Hedged	1.42%	0.20%	1.22%		0.05
Global Share – Emerging Markets					
Aikya Emerging Markets Opportunities ⁶	1.24%	0.20%	1.04%		0.15
Fidelity Asia	1.41%	0.20%	1.21%		0.15
Pendal Global Emerging Market Opportunities	1.60%	0.20%	1.40%		0.15
Platinum Asia	1.72%	0.20%	1.52%		0.15
RQI Emerging Markets Value	0.91%	0.20%	0.71%		0.10
Skerryvore Global Emerging Markets All-Cap ⁶	1.39%	0.20%	1.19%		0.20
Specialist Share					
Acadian Australian Equity Long Short	1.14%	0.20%	0.94%		0.15
Acadian Global Equity Long Short	1.30%	0.20%	1.10%		0.05
Bell Global Emerging Companies	1.66%	0.20%	1.46%		0.15
CFS – Wellington Global Health & Biotechnology	1.20%	0.20%	1.00%		0.05
CFS – Wellington Global Small Companies	1.37%	0.20%	1.17%		0.10
CFS – Wellington Global Technology & Communications	1.21%	0.20%	1.01%		0.05

Refer to page 26 for footnotes 1–6.

Option name	Total administration and investment fees and costs (p.a.)	= Administration fees and costs (p.a.)	+ Investment fees and costs (p.a.) ¹	+ Performance fee (p.a.) ²	Buy/sell spread (%) ³
Janus Henderson Global Natural Resources	1.20%	0.20%	1.00%		0.10
L1 Capital Catalyst ^{2,6}	1.44%	0.20%	1.24%	0.00%	0.15
Perpetual Share-Plus Long-Short ²	1.21%	0.20%	1.01%	0.00%	0.20
Platinum International	1.54%	0.20%	1.34%		0.10
PM Capital Global Companies ²	3.60%	0.20%	1.04%	2.36%	0.25
Sage Capital Equity Plus ²	1.10%	0.20%	0.90%	0.00%	0.10
Australian Property and Infrastructure Securities					
First Sentier Property Securities	0.85%	0.20%	0.65%		0.10
Ironbark Property Securities	0.85%	0.20%	0.65%		0.05
Martin Currie Real Income	1.05%	0.20%	0.85%		0.10
Pendal Property Investment	1.10%	0.20%	0.90%		0.15
Global Property and Infrastructure Securities					
ClearBridge RARE Infrastructure Value ⁶	1.20%	0.20%	1.00%		0.10
Cohen & Steers Global Listed Infrastructure ⁶	1.07%	0.20%	0.87%		0.05
First Sentier Global Property Securities	1.29%	0.20%	1.09%		0.10
Macquarie Global Listed Real Estate	1.29%	0.20%	1.09%		0.15
Magellan Infrastructure	1.30%	0.20%	1.10%		0.10
Quay Global Real Estate – Unhedged ²	1.87%	0.20%	0.82%	0.85%	0.15
Resolution Capital Global Property Securities	1.34%	0.20%	1.14%		0.10
Geared					
Acadian Geared Core Australian Equity ^{4,5}	0.99%(g)/2.16%(n)	0.09%(g)/0.20%(n)	0.90%(g)/1.96%(n)		0.05–0.20
Acadian Geared Global Equity ^{4,5}	1.24%(g)/2.73%(n)	0.09%(g)/0.20%(n)	1.15%(g)/2.53%(n)		0.05–0.15

These figures are inclusive of the net effect of GST and any related GST credits.

- 1 The fees and costs are estimates based on the costs incurred in the previous financial year. This excludes any performance fee which is shown separately in the next column.
- 2 Refer to pages 32 to 33 for more details on the different types of performance fees, how they have been calculated and how they have been estimated in the assessment of fees and costs. This estimate is generally based on the average of the performance fees charged in the five previous financial years to 30 June 2023. As past performance is not a reliable indicator of future performance, the performance fee charged in the future may differ.
- 3 These spreads may change without notice to you to reflect changing market conditions. Please refer to the 'Product Update' section of our website at cfs.com.au/product-updates for any changes to buy/sell spreads.
- 4 The figures shown above for the geared share options express the investment and Total administration and investment fees and costs as a percentage of both the gross (g) and net (n) assets. Gross assets include assets acquired from borrowings and net assets exclude assets acquired from borrowings. The net fees reflect the level of gearing as a percentage at 30 June 2024. Your investment returns will reduce by the net Total administration and investment fees and costs. The net investment fees and costs will vary in line with the gearing level of the option. Borrowings include any exposure to borrowings from an option investing directly or indirectly into another managed investment scheme that borrows.
- 5 Buy/sell spreads depend on the specific gearing level of the option.
- 6 These options have not been in existence for 12 months (as at 30 June 2024). For these options, these are estimated figures. For any options with performance fees, we assume no outperformance.

Fees and costs – FirstChoice Wholesale Pre-Retirement Pension

Option name	Total administration and investment fees and costs (p.a.) =	Administration fees and costs (p.a.) +	Investment fees and costs (p.a.) ¹ +	Performance fee (p.a.) ²	Buy/sell spread (%) ³
CFS Options (These investment options are located in the Investment Options Menu.)					
CFS TTR Defensive	0.95%	0.20%	0.75%		0.15
CFS TTR Conservative ²	1.05%	0.20%	0.81%	0.04%	0.15
CFS TTR Diversified ²	1.08%	0.20%	0.84%	0.04%	0.15
CFS TTR Moderate ²	1.10%	0.20%	0.86%	0.04%	0.15
CFS TTR Balanced ²	1.15%	0.20%	0.90%	0.05%	0.15
CFS TTR Growth ²	1.16%	0.20%	0.91%	0.05%	0.15
CFS TTR High Growth	1.20%	0.20%	1.00%		0.15
CFS TTR Fixed Interest	0.87%	0.20%	0.67%		0.20
CFS TTR Australian Share	1.05%	0.20%	0.85%		0.15
CFS TTR Australian Small Companies	1.35%	0.20%	1.15%		0.20
CFS TTR Global Share	1.33%	0.20%	1.13%		0.10
CFS TTR Emerging Markets	1.57%	0.20%	1.37%		0.20
CFS TTR Property Securities	0.96%	0.20%	0.76%		0.20
CFS TTR Global Infrastructure Securities	1.28%	0.20%	1.08%		0.10
CFS TTR Geared Share ^{5,6}	1.07%(g)/2.30%(n)	0.09%(g)/0.20%(n)	0.98%(g)/2.10%(n)		0.20–0.50
CFS Lifestage options (These investment options are located in the Investment Options Menu.)					
CFS TTR Lifestage 1955–59 ⁴	0.64%	0.20%	0.44%		0.10
CFS TTR Lifestage 1960–64 ⁴	0.64%	0.20%	0.44%		0.10
CFS Sustainability (This investment option is located in the Investment Options Menu.)					
CFS TTR Thrive+ Sustainable Growth ²	0.99%	0.20%	0.73%	0.06%	0.10
CFS Enhanced Index Series (These investment options are located in the Investment Options Menu.)					
CFS TTR Enhanced Index Conservative	0.67%	0.20%	0.47%		0.10
CFS TTR Enhanced Index Diversified	0.70%	0.20%	0.50%		0.10
CFS TTR Enhanced Index Moderate	0.72%	0.20%	0.52%		0.10
CFS TTR Enhanced Index Balanced	0.74%	0.20%	0.54%		0.10
CFS TTR Enhanced Index Growth	0.78%	0.20%	0.58%		0.10
CFS TTR Enhanced Index High Growth	0.82%	0.20%	0.62%		0.10
CFS Index Series (These investment options are located in the Investment Options Menu.)					
CFS TTR Index Conservative	0.37%	0.20%	0.17%		0.05
CFS TTR Index Diversified	0.37%	0.20%	0.17%		0.05
CFS TTR Index Moderate	0.37%	0.20%	0.17%		0.10
CFS TTR Index Balanced	0.37%	0.20%	0.17%		0.10
CFS TTR Index Growth	0.37%	0.20%	0.17%		0.10
CFS TTR Index High Growth	0.37%	0.20%	0.17%		0.05
CFS TTR Index Australian Bond	0.35%	0.20%	0.15%		0.10
CFS TTR Index Global Bond	0.40%	0.20%	0.20%		0.10
CFS TTR Index Australian Share	0.35%	0.20%	0.15%		0.05
CFS TTR Index Global Share	0.37%	0.20%	0.17%		0.05
CFS TTR Index Global Share – Hedged	0.39%	0.20%	0.19%		0.05
CFS TTR Index Property Securities	0.35%	0.20%	0.15%		0.05
CFS TTR Index Global Property Securities	0.39%	0.20%	0.19%		0.05
CFS TTR Index Global Listed Infrastructure Securities	0.39%	0.20%	0.19%		0.05
Other Multi-Sector (These investment options are located in the Investment Options Menu.)					
Alternative Income					
Pendal TTR Monthly Income Plus	1.02%	0.20%	0.82%		0.10
Conservative					
AZ Sestante TTR Conservative ²	0.74%	0.20%	0.54%	0.00%	0.10
Context Capital TTR Short Term ²	0.94%	0.20%	0.74%	0.00%	0.10
Perpetual TTR Conservative Growth	1.22%	0.20%	1.02%		0.25

Refer to page 30 for footnotes 1–6.

Option name	Total administration and investment fees and costs (p.a.) =	Administration fees and costs (p.a.) +	Investment fees and costs (p.a.) ¹ +	Performance fee (p.a.) ²	Buy/sell spread (%) ³
Moderate					
AZ Sestante TTR Diversified ²	0.84%	0.20%	0.64%	0.00%	0.10
Context Capital TTR Medium Term ²	1.07%	0.20%	0.86%	0.01%	0.10
Evidentia TTR Medium Term ²	0.90%	0.20%	0.70%	0.00%	0.10
Perpetual TTR Diversified Growth	1.33%	0.20%	1.13%		0.25
Growth					
Perpetual TTR Balanced Growth	1.33%	0.20%	1.13%		0.25
Diversified Real Return					
Drummond TTR Dynamic Plus ⁴	1.05%	0.20%	0.85%		0.20
Perpetual TTR Diversified Real Return	1.27%	0.20%	1.07%		0.15
Schroder TTR Real Return	1.21%	0.20%	1.01%		0.15
High Growth					
AZ Sestante TTR Growth ²	0.95%	0.20%	0.75%	0.00%	0.10
Context Capital TTR Long Term ²	1.05%	0.20%	0.84%	0.01%	0.10
Evidentia TTR Long Term ²	1.00%	0.20%	0.80%	0.00%	0.10
Single Manager Single Sector (These investment options are located in the Investment Options Menu.)					
Cash and Deposits					
FirstRate TTR Saver	0.35 to 0.70%	0.35 to 0.70%	0.00%		0.00
FirstRate TTR Saver Non-Auto-rebalancing	0.35 to 0.70%	0.35 to 0.70%	0.00%		0.00
Enhanced Cash					
First Sentier TTR Strategic Cash	0.40%	0.20%	0.20%		0.00
Short Duration Fixed Interest					
Franklin TTR Australian Absolute Return Bond	0.86%	0.20%	0.66%		0.10
Janus Henderson TTR Diversified Credit ⁴	0.66%	0.20%	0.46%		0.15
Kapstream TTR Absolute Return Income	0.95%	0.20%	0.75%		0.10
Macquarie TTR Income Opportunities	0.85%	0.20%	0.65%		0.15
Mutual TTR Income	0.64%	0.20%	0.44%		0.00
Perpetual TTR Diversified Income	0.95%	0.20%	0.75%		0.15
PM Capital TTR Enhanced Yield ²	1.07%	0.20%	0.55%	0.32%	0.10
Schroder TTR Absolute Return Income	0.94%	0.20%	0.74%		0.20
Yarra TTR Enhanced Income ⁴	0.80%	0.20%	0.60%		0.10
Diversified Fixed Interest					
Bentham TTR Global Income	0.94%	0.20%	0.74%		0.38
Brandywine TTR Global Income Optimiser	1.02%	0.20%	0.82%		0.15
Colchester TTR Emerging Market Bond ⁴	1.11%	0.20%	0.91%		0.20
Colchester TTR Global Government Bond	0.96%	0.20%	0.76%		0.10
Macquarie TTR Dynamic Bond ⁴	0.69%	0.20%	0.49%		0.20
PIMCO TTR Diversified Fixed Interest	0.80%	0.20%	0.60%		0.10
PIMCO TTR Global Bond	0.80%	0.20%	0.60%		0.10
T. Rowe Price TTR Dynamic Global Bond	1.12%	0.20%	0.92%		0.15
UBS TTR Diversified Fixed Income	0.80%	0.20%	0.60%		0.15
Australian Fixed Interest					
Janus Henderson TTR Tactical Income	0.70%	0.20%	0.50%		0.10
Macquarie TTR Australian Fixed Interest ⁴	0.49%	0.20%	0.29%		0.10
Pendal TTR Sustainable Australian Fixed Interest	0.84%	0.20%	0.64%		0.10
PIMCO TTR Australian Bond	0.75%	0.20%	0.55%		0.10
Western Asset TTR Australian Bond	0.67%	0.20%	0.47%		0.10
Alternatives					
Acadian TTR Defensive Income	0.64%	0.20%	0.44%		0.10
Aspect TTR Diversified Futures ²	5.13%	0.20%	2.45%	2.48%	0.00
BlackRock TTR Global Liquid Alternatives ⁴	1.29%	0.20%	1.09%		0.10
Lower Volatility Share					
Acadian TTR Global Managed Volatility Equity	0.91%	0.20%	0.71%		0.05

Refer to page 30 for footnotes 1–6.

Option name	Total administration and investment fees and costs (p.a.) =	Administration fees and costs (p.a.) +	Investment fees and costs (p.a.) ¹ +	Performance fee (p.a.) ²	Buy/sell spread (%) ³
Merlon TTR Australian Share Income	1.21%	0.20%	1.01%		0.15
State Street TTR Australian Equity	1.06%	0.20%	0.86%		0.05
Australian Share					
Alphinity TTR Sustainable Share	1.21%	0.20%	1.01%		0.10
Antares TTR Ex-20 Australian Equities ^{2,4}	1.10%	0.20%	0.90%	0.00%	0.15
Ausbil TTR Australian Active Equity	1.00%	0.20%	0.80%		0.15
Bennelong TTR Ex-20 Australian Equities ²	1.66%	0.20%	0.95%	0.51%	0.20
DNR Capital TTR Australian Equities High Conviction	1.06%	0.20%	0.86%		0.10
Fidelity TTR Australian Equities	1.10%	0.20%	0.90%		0.10
First Sentier TTR Concentrated Australian Share	1.01%	0.20%	0.81%		0.10
First Sentier TTR Imputation	1.00%	0.20%	0.80%		0.15
Infinity TTR Core Australian Equity ⁴	0.89%	0.20%	0.69%		0.20
Investors Mutual TTR Australian Share	1.20%	0.20%	1.00%		0.20
Lazard TTR Select Australian Equity	1.05%	0.20%	0.85%		0.10
Martin Currie TTR Australia Equity Income ⁴	1.12%	0.20%	0.92%		0.05
Pendal TTR Australian Share	1.05%	0.20%	0.85%		0.15
Perennial Value TTR Australian Share	1.05%	0.20%	0.85%		0.20
Perpetual TTR Australian Share	1.29%	0.20%	1.09%		0.15
Perpetual TTR Industrial Share	1.27%	0.20%	1.07%		0.15
Platypus TTR Australian Equities ⁴	0.95%	0.20%	0.75%		0.15
RQI TTR Australian Value	0.65%	0.20%	0.45%		0.05
Schroder TTR Australian Equity	1.05%	0.20%	0.85%		0.15
WaveStone TTR Australian Share	1.05%	0.20%	0.85%		0.15
Australian Share – Small Companies					
Ausbil TTR Australian Emerging Leaders ²	1.15%	0.20%	0.95%	0.00%	0.15
First Sentier TTR Australian Small Companies	1.15%	0.20%	0.95%		0.15
Infinity TTR SMID Australian Equity ^{2,4}	1.07%	0.20%	0.87%	0.00%	0.20
OC TTR Premium Small Companies ²	1.94%	0.20%	1.21%	0.53%	0.20
Global Share					
Baillie Gifford TTR Long Term Global Growth	1.11%	0.20%	0.91%		0.05
Barrow Hanley TTR Global Share	1.36%	0.20%	1.16%		0.10
Capital Group TTR New Perspective ⁴	1.00%	0.20%	0.80%		0.10
Capital Group TTR New Perspective – Hedged ⁴	1.02%	0.20%	0.82%		0.10
Epoch TTR Global Equity Shareholder Yield	1.36%	0.20%	1.16%		0.05
GQG Partners TTR Global Equity	1.03%	0.20%	0.83%		0.10
GQG Partners TTR Global Equity – Hedged ⁴	1.03%	0.20%	0.83%		0.10
Intermede TTR Global Equities	1.28%	0.20%	1.08%		0.10
Magellan TTR Global Share ²	1.51%	0.20%	1.31%		0.05
Magellan TTR Global Share – Hedged ²	1.51%	0.20%	1.31%		0.05
MFS TTR Global Equity	1.25%	0.20%	1.05%		0.05
Nanuk TTR New World	1.30%	0.20%	1.10%		0.10
Pendal TTR Global	1.17%	0.20%	0.97%		0.10
Royal London TTR Concentrated Global Share	1.33%	0.20%	1.13%		0.10
Royal London TTR Core Global Share ⁴	0.86%	0.20%	0.66%		0.15
RQI TTR Global Value	0.76%	0.20%	0.56%		0.10
RQI TTR Global Value – Hedged	0.79%	0.20%	0.59%		0.10
Talaria TTR Global Equity	1.35%	0.20%	1.15%		0.20
T. Rowe Price TTR Global Equity	1.31%	0.20%	1.11%		0.05
T. Rowe Price TTR Global Equity – Hedged	1.44%	0.20%	1.24%		0.05
Global Share – Emerging Markets					
Pendal TTR Global Emerging Market Opportunities	1.61%	0.20%	1.41%		0.15
Platinum TTR Asia	1.72%	0.20%	1.52%		0.15

Refer to page 30 for footnotes 1–6.

Option name	Total administration and investment fees and costs (p.a.)	=	Administration fees and costs (p.a.)	+	Investment fees and costs (p.a.) ¹	+	Performance fee (p.a.) ²	Buy/sell spread (%) ³
Specialist Share								
Bell TTR Global Emerging Companies	1.66%		0.20%		1.46%			0.15
L1 Capital TTR Catalyst ^{2,4}	1.44%		0.20%		1.24%		0.00%	0.15
Perpetual TTR Share-Plus Long-Short ²	1.21%		0.20%		1.01%		0.00%	0.20
Platinum TTR International	1.54%		0.20%		1.34%			0.10
Sage Capital TTR Equity Plus ²	1.10%		0.20%		0.90%		0.00%	0.10
Australian Property and Infrastructure Securities								
Pendal TTR Property Investment	1.10%		0.20%		0.90%			0.15
Global Property and Infrastructure Securities								
ClearBridge RARE TTR Infrastructure Value ⁴	1.20%		0.20%		1.00%			0.10
First Sentier TTR Global Property Securities	1.29%		0.20%		1.09%			0.10
Macquarie TTR Global Listed Real Estate	1.29%		0.20%		1.09%			0.15
Magellan TTR Infrastructure	1.30%		0.20%		1.10%			0.10
Quay TTR Global Real Estate – Unhedged ²	1.90%		0.20%		0.83%		0.87%	0.15
Resolution Capital TTR Global Property Securities	1.34%		0.20%		1.14%			0.10

These figures are inclusive of the net effect of GST and any related GST credits.

- 1 The fees and costs are estimates based on the costs incurred in the previous financial year. This excludes any performance fee which is shown separately in the next column.
- 2 Refer to pages 32 to 33 for more details on the different types of performance fees, how they have been calculated and how they have been estimated in the assessment of fees and costs. This estimate is generally based on the average of the performance fees charged in the five previous financial years to 30 June 2024. As past performance is not a reliable indicator of future performance, the performance fee charged in the future may differ.
- 3 These spreads may change without notice to you to reflect changing market conditions. Please refer to the 'Product Update' section of our website at cfs.com.au/product-updates for any changes to buy/sell spreads.
- 4 These options have not been in existence for 12 months (as at 30 June 2024). For these options, these are estimated figures. For any options with performance fees, we assume no outperformance.
- 5 The figures shown above for the geared share options express the Investment fees and costs and Total administration and investment fees and costs as a percentage of both the gross (g) and net (n) assets. Gross assets include assets acquired from borrowings and net assets exclude assets acquired from borrowings. The net fees reflect the level of gearing as a percentage at 30 June 2024. Your investment returns will reduce by the net Total administration and investment fees and costs. The net Investment fees and costs will vary in line with the gearing level of the option. Borrowings include any exposure to borrowings from an option investing directly or indirectly into another managed investment scheme that borrows.
- 6 Buy/sell spreads depend on the specific gearing level of the option.

Defined fees

Type of fee	Description	Does this fee apply?
Activity fees	A fee is an activity fee if: a the fee relates to costs incurred by the trustee of the superannuation entity that are directly related to an activity of the trustee: (i) that is engaged in at the request, or with the consent, of a member; or (ii) that relates to a member and is required by law; and b those costs are not otherwise charged as administration fees and costs, investment fees and costs, transaction costs, a buy/sell spread, a switching fee, an advice fee or an insurance fee.	N/A
Administration fees and costs	Administration fees and costs are fees and costs that relate to the administration or operation of the superannuation entity and includes costs incurred by the trustee of the entity that: a relate to the administration or operation of the entity; and b are not otherwise charged as investment fees and costs, a buy/sell spread, a switching fee, an activity fee, an advice fee or an insurance fee.	Yes – refer to pages 17 to 30 for details
Advice fees	A fee is an advice fee if: a the fee relates directly to costs incurred by the trustee of the superannuation entity because of the provision of financial product advice to a member by: (i) a trustee of the entity; or (ii) another person acting as an employee of, or under an arrangement with, the trustee of the entity; and b those costs are not otherwise charged as administration fees and costs, investment fees and costs, a switching fee, an activity fee or an insurance fee.	N/A
Buy/sell spreads¹	A buy/sell spread is a fee to recover costs incurred by the trustee of the superannuation entity in relation to the sale and purchase of assets of the entity.	Yes – refer to pages 17 to 30 for details
Exit fees	An exit fee is a fee, other than a buy/sell spread, that relates to the disposal of all or part of a member's interests in a superannuation entity.	N/A
Insurance fee	A fee is an insurance fee if: a the fee relates directly to either or both of the following: (i) insurance premiums paid by the trustee of a superannuation entity in relation to a member or members of the entity; (ii) costs incurred by the trustee of a superannuation entity in relation to the provision of insurance for a member or members of the entity; and b the fee does not relate to any part of a premium paid or cost incurred in relation to a life policy or a contract of insurance that relates to a benefit to the member that is based on the performance of an investment rather than the realisation of a risk; and c the premiums and costs to which the fee relates are not otherwise charged as an administration fee, an investment fee, a switching fee, an activity fee or an advice fee.	Yes – refer to page 51 for details
Investment fees and costs	Investment fees and costs are fees and costs that relates to the investment of the assets of a superannuation entity and includes: a fees in payment for the exercise of care and expertise in the investment of those assets (including performance fees), and b costs incurred by the trustee of the entity that: (i) relate to the investment of assets of the entity; and (ii) are not otherwise charged as administration fees and costs, a buy/sell spread, a switching fee, an activity fee, an advice fee or an insurance fee.	Yes – refer to pages 17 to 30 for details
Switching fees	A switching fee for superannuation products other than a MySuper product, is a fee to recover the costs of switching all or part of a member's interest in a superannuation entity from one investment option or product in the entity to another.	N/A
Transaction costs	Transaction costs are costs associated with the sale and purchase of assets of the superannuation entity other than costs that are recovered by the superannuation entity charging buy/sell spreads.	Yes – refer to pages 35 to 48 for details

Low account balances

If your account balance is below \$6,000 at the end of the financial year or at the time you exit the fund, you will not pay more than 3% of your account balance in administration fees and costs, investment fees and costs and transaction costs for the financial year. We will assess whether you have paid more than 3% in the relevant fees and costs at 30 June each year, or at your date of exit if you leave the fund before this date, and any excess will be refunded to you.

Managed account fees

When you invest in a FirstChoice Managed Account, you do not pay any additional fees or costs. Fees and costs will be deducted from the investment options that form part of your nominated FirstChoice Managed Account. Therefore, the total fees and costs you pay will reflect the fees and costs of the investment options and any changes to them that form your FirstChoice Managed Account.

Refer to the tables in the 'Additional explanation of fees and costs' section for the fees and costs of each option.

The composition of investment options that form your FirstChoice Managed Account may change over time as the portfolio is reviewed on your behalf. If this occurs, the underlying investments will change along with fees and costs that you pay. Refer to the Reference Guide – FirstChoice Managed Accounts for details on when and how the portfolio may be reviewed.

¹ Buy/sell spreads apply to most options (refer to 'Buy/sell spreads' for further details).

Performance fees

Performance fees are payable from some investment options if the investment returns of the option, or a portion of the option's investments, exceed specified targets. The tables in the 'Additional explanation of fees and costs' section show which options are subject to performance fees.

Performance fees increase the investment fees and costs for the relevant option. Performance fees are reflected in the daily unit price and are paid monthly at the relevant rate (inclusive of the net effect of GST and any related GST credits).

The fee is calculated as a percentage rate of the relevant investment return outperformance. The outperformance is the percentage return above the relevant benchmark.

Sometimes the calculation of the performance fee will result in a negative dollar amount (negative performance fee). This negative performance fee is offset against any entitlement to future performance fees. We do not have to reimburse the option for negative performance. In extreme circumstances (e.g. if the net outflow from the option is more than 10% in one month), the negative performance fee which is offset may be reduced pro rata with the percentage of net outflow. However, if there is a change to the option, such as a change of investment manager or investment strategy, the performance fee for the new option may be based on the rates prescribed in the tables above and will not take into account any negative performance fee for the previous option.

It is also possible for the investment manager to exceed the relevant benchmark (and therefore be entitled to a performance fee) even where an option has had negative performance over a period, as that option may have performed better relative to the benchmark.

For periods of high outperformance, the performance fee may be substantial. We recommend you discuss this with your financial adviser to understand the impact of the performance fee.

Please note: There is no standard that is applied to how performance fees are calculated. You should carefully compare the different performance fee types in the tables below, noting which benchmark they aim to outperform and whether performance fees are calculated before or after administration and investment fees and costs are charged.

Performance fees disclosed in this PDS are estimates only. The actual amounts paid may be greater or less than the amounts disclosed.

Performance fee before administration and investment fees and costs

Option	Benchmark	Base investment and administration fee (p.a.) ¹	Performance fee rate ²
Ausbil Australian Emerging Leaders ³	Composite benchmark	1.13%	15%

1 This fee excludes indirect costs and the amounts included under 'Cost and expenses relating to the Fund'.

2 This rate is inclusive of the net effect of GST and any related GST credits.

3 The composite benchmark consists of a weighting of 70% to the S&P/ASX Midcap 50 Accumulation Index and 30% to the S&P/ASX Small Ordinaries Accumulation Index.

Performance fee after administration and investment fees and costs

Option	Benchmark	Base investment and administration fee (p.a.) ⁴	Performance fee rate ⁵
Antares Ex-20 Australian Equities ⁶	S&P/ASX 300 ex S&P/ASX 20 Index	1.08%	15%
Antipodes Global	MSCI All Country World Net Index	1.48%	15%
Aspect Absolute Return	RBA cash rate	0.83%	10%
Aspect Diversified Futures	RBA cash rate	1.43%	20%
Bennelong ex-20 Australian Equities ⁶	S&P/ASX 300 Accumulation Index (minus S&P/ASX 20 Index)	1.13%	15%
Celeste Australian Small Companies	S&P/ASX Small Ordinaries Accumulation Index	1.03%	20%
Eiger Australian Small Companies	S&P/ASX Small Ordinaries Accumulation Index	1.23%	20%
Hyperion Global Growth Companies	MSCI World Index	0.98%	20%
Infinity SMID Australian Equity	S&P/ASX Mid Small Cap (TR) Index	1.02%	20%
L1 Capital Catalyst	S&P/ASX 200 Accumulation Index	1.42%	20.5%
OC Premium Small Companies	S&P/ASX Small Ordinaries Accumulation Index	1.38%	20%
Perpetual Share-Plus Long-Short	S&P/ASX 300 Accumulation Index plus 2%	1.15%	13.98%
PM Capital Enhanced Yield	RBA cash rate	0.73%	25%
PM Capital Global Companies	RBA cash rate plus 4.5%	1.23%	20%
Quay Real Estate – Unhedged	FTSE/EPRA NAREIT Developed Index Net TR AUD	1.00%	15.375%
Sage Capital Equity Plus	S&P/ASX200 Accumulation Index	1.08%	20.5%

4 This fee excludes indirect costs and the amounts included under 'Cost and expenses relating to the Fund'.

5 This rate is inclusive of the net effect of GST and any related GST credits.

6 The performance fee is calculated based on the amount by which the investment return of the option (after administration and investment fees and costs) is greater than the return generated by the S&P/ASX 300 Accumulation Index excluding that part of the return that is generated by the constituents that are also members of the S&P/ASX 20 Index.

Indirect Performance fees

The performance fee estimates in the 'Fees and costs' table for some of the investment options reflect performance fees that may apply to underlying investments rather than the investment option itself. That is, these investment options do not have a performance fee but have, or could potentially have, exposures to one or more underlying investments that may pay a performance fee to the underlying investment manager. Such performance fees can be up to 30% for absolute performance or performance above a benchmark, such as the S&P/ASX 300 Accumulation Index or the RBA cash rate.

We may calculate such performance fees before or after the deduction of management fees depending on the underlying investment. Any performance fees payable by the underlying investments will reduce the investment performance of the options.

The allocation to underlying investments with or without performance fees may change at any time without notice to investors.

Example – performance fees for CFS Diversified

This example assumes that the CFS Diversified option includes a 15% allocation to three underlying investment funds that each have a performance fee. Each of the underlying investment funds has a 5% allocation and achieves the following outcomes:

- **Investment manager 1:** 3% return and applies a 20% performance fee on absolute return ($3\% \times 5\% \times 20\%$).
- **Investment manager 2:** 3% return above RBA cash rate and applies a 20% performance fee ($3\% \times 5\% \times 20\%$).
- **Investment manager 3:** 2% return above S&P/ASX 300 Accumulation Index and applies a 30% performance fee ($2\% \times 5\% \times 30\%$).

The overall investment performance of the CFS Diversified option would effectively be reduced by 0.09% due to performance fees ($3\% \times 5\% \times 20\%$) + ($3\% \times 5\% \times 20\%$) + ($2\% \times 5\% \times 30\%$).

Gross and net fees for geared options

Geared options borrow money to acquire additional assets on behalf of investors. We apply the fees against the total (gross) assets of the option.

We also disclose what this cost is equivalent to as a percentage of the assets excluding the value of assets acquired with the borrowing. These are the net fees.

The net fees will vary in line with changes in the level of borrowing (gearing). The net total administration and investment fees and costs (p.a.) represents the effective cost to investors.

Example – assume a geared option has gross administration and investment fees and costs of 1.00% and current gearing level of 55%.

Calculation	Amount
Total investor assets 45% of total assets	\$50,000,000
Assets from borrowing 55% of total assets	\$62,000,000
Total value of assets	\$112,000,000
Gross administration and investment fees and costs $\$112,000,000 \times 1.0\%$	\$1,120,000
Net administration and investment fees and costs $\$1,120,000 \div \$50,000,000$	2.24%

Increases or alterations to the fees

We may vary the fees set out in the 'Additional explanation of fees and costs' section at any time at our absolute discretion, without your consent, within the limits prescribed in the trust deed. If the variation is an increase in a fee or charge, we will give you at least 30 days prior written notice.

The trust deed provides for the following maximum fees to be paid to the trustee (fees are inclusive of the net effect of GST and any related GST credits):

- a maximum management fee of 3% (referred to in this PDS as administration and investment fees and costs)
- insurance administration fee of 10% of premium (for members entering the fund after 16 April 2004)
- a maximum switching fee of 5% of the value of the investment switched
- (for options with performance fees) a maximum performance fee rate of 25%
- a maximum transaction fee of \$50 (CPI-adjusted from 1 March 1994):
 - for each switch in excess of four per year
 - for each change in the frequency or amount of pension payments (other than those effective as from 1 July in any year)
 - for any other matter to which the trustee must attend in relation to a member, where the trustee reasonably considers a transaction fee is justified.

Please note: The maximums are provided for information and are not the current fees charged (except for the insurance administration fee and, for the PM Capital Enhanced Yield investment option, the maximum performance fee rate). The current fees are shown in the 'Additional explanation of fees and costs' section.

The law and the trust deed allow us to charge reasonable fees for requests for information relating to family law cases and the super splitting provisions. At this time we have elected not to charge these fees; however, we reserve the right to charge them at a later date.

Transaction costs

Transaction costs are the costs of buying and selling assets directly or indirectly held by an option and may include brokerage (and other related broker costs), government taxes/duties/levies, bank charges, custodian charges on transactions and the buy/sell spread of any underlying funds.

If the amount payable to acquire an investment exceeds the price for which it would be disposed of at that time, the difference is also a transaction cost.

Transaction costs are shown net of amounts recovered by buy/sell spread charged and is an additional cost where it has not already been recovered by the buy/sell spread charged.

Transaction costs are an additional cost to you but no part of a transaction cost (including the buy/sell spread) is paid to us or an investment manager. Transaction costs are usually paid for from the assets directly or indirectly held by an option at the time of the transaction.

Buy/sell spreads

For most options, there is a difference between the unit price used to issue and redeem units and the value of the option's assets. This difference is due to what is called the buy/sell spread. When you (or any person you have authorised) invest, switch or withdraw all or part of your investment in these options, we use the buy/sell spread to pay for the transaction costs incurred as a result of the transaction. We use the buy/sell spread to allocate transaction costs to the investor transacting rather than other investors in the option.

An option's buy/sell spread is set to reflect the estimated transaction costs the option will incur as a result of member transactions. The buy/sell spread that applies to each option is shown in the tables in the 'Additional explanation of fees and costs' section.

Please note: The buy/sell spreads are not paid to us or the investment manager. They are paid to the option and can be altered at any time and may be altered without prior notice to you.

Buy/sell spreads example: If you make a \$50,000 investment in or withdrawal from the CFS Balanced option (which charges a 0.15% buy spread), you will incur a buy/sell spread of \$75.

FirstRate Deposits

If you withdraw or switch from a FirstRate Term Deposit within the specified period, early withdrawal adjustments may apply. Please refer to the Reference Guide – FirstChoice Wholesale Personal Super and Pension for more details.

Other transaction costs

Not all transaction costs are funded from the buy/sell spread. One reason for this is that an investment option may buy or sell assets even though there have been no member transactions. Additional transaction costs may be incurred either in the investment option or in underlying funds, and these will reduce the returns of the investment option.

The 'Gross transaction costs (A)' for each investment option, for the 12 months to 30 June 2023, the 'Cost recovered (B)' and the 'Net transaction costs (C)' which reduce the returns on the investment option are set out in the tables on pages 35 to 48.

Transaction costs – FirstChoice Wholesale Personal Super

Option name	(A) Gross transaction costs (p.a.) ¹	(B) Costs recovered (p.a.)	(C) Net transaction costs (p.a.) ¹ (C=A-B)
CFS Options (These investment options are located in the Investment Options Menu.)			
CFS Defensive	0.07%	0.07%	0.00%
CFS Conservative	0.08%	0.05%	0.03%
CFS Diversified	0.08%	0.06%	0.02%
CFS Moderate	0.08%	0.03%	0.05%
CFS Balanced	0.08%	0.05%	0.03%
CFS Growth	0.09%	0.03%	0.06%
CFS High Growth	0.08%	0.03%	0.05%
CFS Geared Growth Plus ²	0.23%	0.07%	0.16%
CFS Real Return ³	0.06%	0.06%	0.00%
CFS Enhanced Cash	0.00%	0.00%	0.00%
CFS Fixed Interest	0.05%	0.05%	0.00%
CFS Australian Share	0.09%	0.04%	0.05%
CFS Australian Small Companies	0.16%	0.07%	0.09%
CFS Global Share	0.08%	0.03%	0.05%
CFS Global Share – Hedged	0.09%	0.04%	0.05%
CFS Emerging Markets	0.16%	0.08%	0.08%
CFS Property Securities	0.07%	0.05%	0.02%
CFS Global Property Securities	0.08%	0.03%	0.05%
CFS Global Infrastructure Securities	0.11%	0.05%	0.06%
CFS Geared Australian Share ²	0.28%	0.12%	0.16%
CFS Geared Global Share ²	0.12%	0.07%	0.05%
CFS Geared Share ²	0.12%	0.11%	0.01%
CFS ETF Exposure Series (These investment options are located in the Investment Options Menu.)			
CFS ETF Exposure Series: US Treasury Bills ³	0.34%	0.34%	0.00%
CFS ETF Exposure Series: Physical Gold	0.11%	0.11%	0.00%
CFS ETF Exposure Series: All-World ex-US Shares	0.15%	0.15%	0.00%
CFS ETF Exposure Series: US Shares	0.18%	0.18%	0.00%
CFS Lifestage options (These investment options are located in the Investment Options Menu.)			
CFS Lifestage 1945-49 ³	0.04%	0.03%	0.01%
CFS Lifestage 1950-54 ³	0.04%	0.04%	0.00%
CFS Lifestage 1955-59 ³	0.03%	0.03%	0.00%
CFS Lifestage 1960-64 ³	0.04%	0.03%	0.01%
CFS Lifestage 1965-69 ³	0.04%	0.02%	0.02%
CFS Lifestage 1970-74 ³	0.04%	0.02%	0.02%
CFS Lifestage 1975-79 ³	0.04%	0.02%	0.02%
CFS Lifestage 1980-84 ³	0.04%	0.02%	0.02%
CFS Lifestage 1985-89 ³	0.04%	0.02%	0.02%
CFS Lifestage 1990-94 ³	0.04%	0.03%	0.01%
CFS Lifestage 1995-99 ³	0.05%	0.04%	0.01%
CFS Lifestage 2000-04 ³	0.07%	0.06%	0.01%
CFS Lifestage 2005-09 ³	0.11%	0.11%	0.00%
CFS Sustainability (This investment option is located in the Investment Options Menu.)			
CFS Thrive+ Sustainable Growth	0.16%	0.13%	0.03%

Refer to page 39 for footnotes 1–3.

Option name	(A) Gross transaction costs (p.a.) ¹	(B) Costs recovered (p.a.)	(C) Net transaction costs (p.a.) ¹ (C=A-B)
CFS Enhanced Index Series (These investment options are located in the Investment Options Menu.)			
CFS Enhanced Index Conservative	0.04%	0.04%	0.00%
CFS Enhanced Index Diversified	0.05%	0.04%	0.01%
CFS Enhanced Index Moderate	0.06%	0.05%	0.01%
CFS Enhanced Index Balanced	0.06%	0.04%	0.02%
CFS Enhanced Index Growth	0.07%	0.04%	0.03%
CFS Enhanced Index High Growth	0.06%	0.03%	0.03%
CFS Index Series (These investment options are located in the Investment Options Menu.)			
CFS Index Conservative	0.03%	0.03%	0.00%
CFS Index Diversified	0.02%	0.02%	0.00%
CFS Index Moderate	0.07%	0.07%	0.00%
CFS Index Balanced	0.05%	0.05%	0.00%
CFS Index Growth	0.02%	0.02%	0.00%
CFS Index High Growth	0.02%	0.02%	0.00%
CFS Index Australian Bond	0.04%	0.04%	0.00%
CFS Index Global Bond	0.06%	0.06%	0.00%
CFS Index Australian Share	0.01%	0.01%	0.00%
CFS Index Global Share	0.01%	0.01%	0.00%
CFS Index Global Share – Hedged	0.02%	0.02%	0.00%
CFS Index Property Securities	0.01%	0.01%	0.00%
CFS Index Global Property Securities	0.03%	0.03%	0.00%
CFS Index Global Listed Infrastructure Securities	0.02%	0.02%	0.00%
CFS Geared Index Australian Share ²	0.13%	0.13%	0.00%
CFS Geared Index Global Share ²	0.14%	0.14%	0.00%
Single-Manager Multi-Sector (These investment options are located in the Investment Options Menu.)			
Alternative Income			
Pendal Monthly Income Plus	0.04%	0.04%	0.00%
Conservative			
AZ Sestante Conservative	0.12%	0.08%	0.04%
Context Capital Short Term	0.20%	0.20%	0.00%
Perpetual Conservative Growth	0.13%	0.13%	0.00%
Moderate			
AZ Sestante Diversified	0.11%	0.05%	0.06%
Context Capital Medium Term	0.18%	0.18%	0.00%
Evidentia Medium Term	0.25%	0.25%	0.00%
Perpetual Diversified Growth	0.07%	0.07%	0.00%
Growth			
Pendal Sustainable Balanced	0.09%	0.05%	0.04%
Perpetual Balanced Growth	0.08%	0.08%	0.00%
Diversified Real Return			
Drummond Dynamic Plus ³	0.09%	0.08%	0.01%
Perpetual Diversified Real Return	0.14%	0.14%	0.00%
Schroder Real Return	0.05%	0.05%	0.00%
High Growth			
AZ Sestante Growth	0.10%	0.04%	0.06%
Context Capital Long Term	0.21%	0.20%	0.01%
Evidentia Long Term	0.41%	0.41%	0.00%
Single Manager Single Sector (These investment options are located in the Investment Options Menu.)			
Cash and Deposits			
FirstRate Saver	0.00%	0.00%	0.00%
FirstRate Saver Non-Auto-rebalancing	0.00%	0.00%	0.00%
FirstRate Term Deposits	0.00%	0.00%	0.00%

Refer to page 39 for footnotes 1–3.

Option name	(A) Gross transaction costs (p.a.) ¹	(B) Costs recovered (p.a.)	(C) Net transaction costs (p.a.) ¹ (C=A-B)
Enhanced Cash			
First Sentier Strategic Cash	0.00%	0.00%	0.00%
Short Duration Fixed Interest			
Daintree Core Income ³	0.00%	0.00%	0.00%
Franklin Australian Absolute Return Bond	0.04%	0.04%	0.00%
Janus Henderson Diversified Credit ³	0.01%	0.01%	0.00%
Kapstream Absolute Return Income	0.03%	0.03%	0.00%
Macquarie Income Opportunities	0.04%	0.04%	0.00%
Mutual Income	0.00%	0.00%	0.00%
Perpetual Diversified Income	0.07%	0.07%	0.00%
PM Capital Enhanced Yield	0.03%	0.03%	0.00%
Schroder Absolute Return Income	0.09%	0.09%	0.00%
Yarra Enhanced Income ³	0.37%	0.37%	0.00%
Diversified Fixed Interest			
Bentham Global Income	0.73%	0.73%	0.00%
Brandywine Global Income Optimiser	0.06%	0.06%	0.00%
Colchester Emerging Market Bond ³	0.14%	0.14%	0.00%
Colchester Global Government Bond	0.08%	0.08%	0.00%
Fortlake Real Income ³	0.10%	0.10%	0.00%
Macquarie Dynamic Bond ³	0.01%	0.00%	0.01%
MetLife Global Impact Bond	0.06%	0.06%	0.00%
PIMCO Diversified Fixed Interest	0.17%	0.17%	0.00%
PIMCO Global Bond	0.03%	0.03%	0.00%
T. Rowe Price Dynamic Global Bond	0.11%	0.11%	0.00%
UBS Diversified Fixed Income	0.05%	0.05%	0.00%
Australian Fixed Interest			
Janus Henderson Tactical Income	0.15%	0.15%	0.00%
Macquarie Australian Fixed Interest ³	0.00%	0.00%	0.00%
Pendal Sustainable Australian Fixed Interest	0.07%	0.07%	0.00%
PIMCO Australian Bond	0.03%	0.03%	0.00%
Western Asset Australian Bond	0.10%	0.10%	0.00%
Alternatives			
Acadian Defensive Income	0.13%	0.12%	0.01%
Aspect Absolute Return	0.32%	0.00%	0.32%
Aspect Diversified Futures	0.28%	0.00%	0.28%
BlackRock Global Liquid Alternatives ³	0.95%	0.05%	0.90%
Lower Volatility Share			
AB Managed Volatility Equities	0.09%	0.07%	0.02%
Acadian Global Managed Volatility Equity	0.05%	0.03%	0.02%
Merlon Australian Share Income	0.20%	0.09%	0.11%
State Street Australian Equity	0.04%	0.03%	0.01%
Australian Share			
Acadian Core Australian Equity	0.02%	0.02%	0.00%
Airlie Australian Share ³	0.16%	0.06%	0.10%
Alphinity Sustainable Share	0.12%	0.06%	0.06%
Antares Ex-20 Australian Equities ³	0.26%	0.15%	0.11%
Ausbil Active Sustainable Equity	0.10%	0.04%	0.06%
Ausbil Australian Active Equity	0.06%	0.06%	0.00%
Bennelong Ex-20 Australian Equities	0.18%	0.11%	0.07%
DNR Capital Australian Equities High Conviction	0.18%	0.18%	0.00%
DNR Capital Australian Equities Income ³	0.09%	0.05%	0.04%
Fidelity Australian Equities	0.02%	0.02%	0.00%
First Sentier Concentrated Australian Share	0.04%	0.02%	0.02%

Refer to page 39 for footnotes 1–3.

Option name	(A) Gross transaction costs (p.a.) ¹	(B) Costs recovered (p.a.)	(C) Net transaction costs (p.a.) ¹ (C=A-B)
First Sentier Imputation	0.10%	0.05%	0.05%
Infinity Core Australian Equity ³	2.44%	2.44%	0.00%
Investors Mutual Australian Share	0.07%	0.07%	0.00%
Lazard Select Australian Equity	0.13%	0.04%	0.09%
Martin Currie Australia Equity Income ³	0.06%	0.06%	0.00%
Pendal Australian Share	0.04%	0.04%	0.00%
Pendal Sustainable Australian Share	0.07%	0.03%	0.04%
Perennial Value Australian Share	0.35%	0.05%	0.30%
Perpetual Australian Share	0.21%	0.08%	0.13%
Perpetual Industrial Share	0.11%	0.04%	0.07%
Platypus Australian Equities ³	0.16%	0.14%	0.02%
RQI Australian Value	0.01%	0.01%	0.00%
Schroder Australian Equity	0.06%	0.06%	0.00%
Solaris Core Australian Equity	0.11%	0.06%	0.05%
WaveStone Australian Share	0.07%	0.04%	0.03%
Australian Share – Small Companies			
Ausbil Australian Emerging Leaders	0.24%	0.06%	0.18%
Celeste Australian Small Companies	0.30%	0.10%	0.20%
Eiger Australian Small Companies ³	0.24%	0.24%	0.00%
First Sentier Australian Small Companies	0.08%	0.08%	0.00%
Infinity SMID Australian Equity ³	0.00%	0.00%	0.00%
Investors Mutual Future Leaders ³	0.17%	0.07%	0.10%
Longwave Australian Small Companies ³	0.10%	0.00%	0.10%
OC Premium Small Companies	0.20%	0.11%	0.09%
RQI Australian Small Cap Value	0.02%	0.02%	0.00%
Global Share			
Acadian Global Equity	0.05%	0.03%	0.02%
Antipodes Global	0.22%	0.08%	0.14%
Baillie Gifford Sustainable Growth	0.06%	0.06%	0.00%
Baillie Gifford Long Term Global Growth	0.02%	0.02%	0.00%
Barrow Hanley Concentrated Global Share ³	0.20%	0.04%	0.16%
Barrow Hanley Global Share	0.09%	0.08%	0.01%
Capital Group New Perspective ³	0.05%	0.05%	0.00%
Capital Group New Perspective – Hedged ³	0.05%	0.05%	0.00%
Epoch Global Equity Shareholder Yield	0.03%	0.03%	0.00%
GQG Partners Global Equity	0.10%	0.10%	0.00%
GQG Partners Global Equity – Hedged ³	0.40%	0.40%	0.00%
Hyperion Global Growth Companies	0.12%	0.12%	0.00%
Intermede Global Equities	0.15%	0.15%	0.00%
Magellan Global Share	0.01%	0.01%	0.00%
Magellan Global Share – Hedged	0.02%	0.02%	0.00%
MFS Global Equity	0.02%	0.02%	0.00%
Nanuk New World	0.38%	0.38%	0.00%
Pendal Global Select	0.33%	0.18%	0.15%
Royal London Concentrated Global Share	0.06%	0.06%	0.00%
Royal London Core Global Share ³	0.33%	0.33%	0.00%
RQI Global Value	0.04%	0.04%	0.00%
RQI Global Value – Hedged	0.04%	0.04%	0.00%
Stewart Investors Worldwide Leaders Sustainability	0.04%	0.03%	0.01%
Talaria Global Equity	0.28%	0.18%	0.10%
T. Rowe Price Global Equity	0.07%	0.03%	0.04%
T. Rowe Price Global Equity – Hedged	0.09%	0.05%	0.04%

Refer to page 39 for footnotes 1–3.

Option name	(A) Gross transaction costs (p.a.) ¹	(B) Costs recovered (p.a.)	(C) Net transaction costs (p.a.) ¹ (C=A-B)
Global Share – Emerging Markets			
Aikya Emerging Markets Opportunities ³	0.07%	0.07%	0.00%
Fidelity Asia	0.18%	0.18%	0.00%
Pendal Global Emerging Market Opportunities	0.13%	0.12%	0.01%
Platinum Asia	0.10%	0.07%	0.03%
RQI Emerging Markets Value	0.13%	0.05%	0.08%
Skerryvore Global Emerging Markets All-Cap ³	0.19%	0.19%	0.00%
Specialist Share			
Acadian Australian Equity Long Short	0.05%	0.05%	0.00%
Acadian Global Equity Long Short	0.12%	0.06%	0.06%
Bell Global Emerging Companies	0.22%	0.21%	0.01%
CFS – Wellington Global Health & Biotechnology	0.02%	0.01%	0.01%
CFS – Wellington Global Small Companies	0.20%	0.03%	0.17%
CFS – Wellington Global Technology & Communications	0.06%	0.04%	0.02%
Janus Henderson Global Natural Resources	0.40%	0.03%	0.37%
L1 Capital Catalyst ³	0.15%	0.15%	0.00%
Perpetual Share-Plus Long-Short	0.58%	0.51%	0.07%
Platinum International	0.13%	0.03%	0.10%
PM Capital Global Companies	0.10%	0.10%	0.00%
Sage Capital Equity Plus	0.40%	0.24%	0.16%
Australian Property and Infrastructure Securities			
First Sentier Property Securities	0.02%	0.02%	0.00%
Ironbark Property Securities	0.07%	0.01%	0.06%
Martin Currie Real Income	0.05%	0.05%	0.00%
Pendal Property Investment	0.07%	0.07%	0.00%
Global Property and Infrastructure Securities			
ClearBridge RARE Infrastructure Value ³	0.10%	0.10%	0.00%
Cohen & Steers Global Listed Infrastructure ³	0.24%	0.02%	0.22%
First Sentier Global Property Securities	0.08%	0.06%	0.02%
Macquarie Global Listed Real Estate	0.04%	0.04%	0.00%
Magellan Infrastructure	0.04%	0.04%	0.00%
Quay Global Real Estate – Unhedged	0.17%	0.15%	0.02%
Resolution Capital Global Property Securities	0.15%	0.12%	0.03%
Geared²			
Acadian Geared Core Australian Equity	0.04%	0.03%	0.01%
Acadian Geared Global Equity	0.10%	0.09%	0.01%

These figures are inclusive of the net effect of GST and any related GST credits. **Please note:** Past costs are not a reliable indicator of future costs. Future costs may differ.

- 1 The costs are estimates based on the costs incurred in the previous financial year.
- 2 The figures shown above are based on the net assets of each of the geared options. Please note that borrowing costs include costs incurred directly or indirectly in an underlying fund.
- 3 The figures are estimates as these options have not been in existence for 12 months (as at 30 June 2024).

Transaction costs – FirstChoice Wholesale Retirement Pension

Option name	(A) Gross transaction costs (p.a.) ¹	(B) Costs recovered (p.a.)	(C) Net transaction costs (p.a.) ¹ (C=A-B)
CFS Options (These investment options are located in the Investment Options Menu.)			
CFS Defensive	0.07%	0.07%	0.00%
CFS Conservative	0.08%	0.04%	0.04%
CFS Diversified	0.07%	0.05%	0.02%
CFS Moderate	0.09%	0.04%	0.05%
CFS Balanced	0.09%	0.07%	0.02%
CFS Growth	0.11%	0.04%	0.07%
CFS High Growth	0.11%	0.05%	0.06%
CFS Geared Growth Plus ²	0.36%	0.18%	0.18%
CFS Real Return ³	0.06%	0.06%	0.00%
CFS Enhanced Cash	0.00%	0.00%	0.00%
CFS Fixed Interest	0.08%	0.08%	0.00%
CFS Australian Share	0.11%	0.06%	0.05%
CFS Australian Small Companies	0.17%	0.08%	0.09%
CFS Global Share	0.08%	0.03%	0.05%
CFS Global Share – Hedged	0.10%	0.05%	0.05%
CFS Emerging Markets	0.19%	0.10%	0.09%
CFS Property Securities	0.07%	0.06%	0.01%
CFS Global Property Securities	0.10%	0.05%	0.05%
CFS Global Infrastructure Securities	0.10%	0.04%	0.06%
CFS Geared Australian Share ²	0.26%	0.07%	0.19%
CFS Geared Global Share ²	0.16%	0.08%	0.08%
CFS Geared Share ²	0.25%	0.24%	0.01%
CFS ETF Exposure Series (These investment options are located in the Investment Options Menu.)			
CFS ETF Exposure Series: US Treasury Bills ³	0.27%	0.27%	0.00%
CFS ETF Exposure Series: Physical Gold	0.11%	0.11%	0.00%
CFS ETF Exposure Series: All-World ex-US Shares	0.16%	0.16%	0.00%
CFS ETF Exposure Series: US Shares	0.12%	0.12%	0.00%
CFS Lifestage options (These investment options are located in the Investment Options Menu.)			
CFS Lifestage 1945–49	0.45%	0.44%	0.01%
CFS Lifestage 1950–54	0.14%	0.12%	0.02%
CFS Lifestage 1955–59	0.39%	0.38%	0.01%
CFS Lifestage 1960–64	0.45%	0.43%	0.02%
CFS Sustainability (These investment options are located in the Investment Options Menu.)			
CFS Thrive+ Sustainable Growth	0.17%	0.14%	0.03%
CFS Enhanced Index Series (These investment options are located in the Investment Options Menu.)			
CFS Enhanced Index Conservative	0.04%	0.04%	0.00%
CFS Enhanced Index Diversified	0.05%	0.04%	0.01%
CFS Enhanced Index Moderate	0.05%	0.04%	0.01%
CFS Enhanced Index Balanced	0.07%	0.05%	0.02%
CFS Enhanced Index Growth	0.10%	0.09%	0.01%
CFS Enhanced Index High Growth	0.10%	0.08%	0.02%
CFS Index Series (These investment options are located in the Investment Options Menu.)			
CFS Index Conservative	0.01%	0.01%	0.00%
CFS Index Diversified	0.01%	0.01%	0.00%
CFS Index Moderate	0.03%	0.03%	0.00%
CFS Index Balanced	0.04%	0.04%	0.00%
CFS Index Growth	0.04%	0.04%	0.00%
CFS Index High Growth	0.03%	0.03%	0.00%
CFS Index Australian Bond	0.03%	0.03%	0.00%

Refer to page 44 for footnotes 1–3.

Option name	(A) Gross transaction costs (p.a.) ¹	(B) Costs recovered (p.a.)	(C) Net transaction costs (p.a.) ¹ (C=A-B)
CFS Index Global Bond	0.05%	0.05%	0.00%
CFS Index Australian Share	0.01%	0.01%	0.00%
CFS Index Global Share	0.01%	0.01%	0.00%
CFS Index Global Share – Hedged	0.01%	0.01%	0.00%
CFS Index Property Securities	0.01%	0.01%	0.00%
CFS Index Global Property Securities	0.02%	0.02%	0.00%
CFS Index Global Listed Infrastructure Securities	0.02%	0.02%	0.00%
CFS Geared Index Australian Share ²	0.21%	0.21%	0.00%
CFS Geared Index Global Share ²	0.22%	0.22%	0.00%
Other Options (These investment options are located in the Investment Options Menu.)			
Alternative Income			
Pendal Monthly Income Plus	0.04%	0.04%	0.00%
Conservative			
AZ Sestante Conservative	0.10%	0.06%	0.04%
Context Capital Short Term	0.15%	0.15%	0.00%
Perpetual Conservative Growth	0.08%	0.08%	0.00%
Moderate			
AZ Sestante Diversified	0.11%	0.05%	0.06%
Context Capital Medium Term	0.15%	0.15%	0.00%
Evidentia Medium Term	0.49%	0.49%	0.00%
Perpetual Diversified Growth	0.10%	0.10%	0.00%
Pendal Sustainable Balanced	0.11%	0.07%	0.04%
Perpetual Balanced Growth	0.11%	0.11%	0.00%
Diversified Real Return			
Drummond Dynamic Plus ³	0.09%	0.08%	0.01%
Perpetual Diversified Real Return	0.10%	0.10%	0.00%
Schroder Real Return	0.06%	0.06%	0.00%
High Growth			
AZ Sestante Growth	0.11%	0.05%	0.06%
Context Capital Long Term	0.17%	0.16%	0.01%
Evidentia Long Term	0.24%	0.24%	0.00%
Single Manager Single-Sector (These investment options are located in the Investment Options Menu.)			
Cash And Deposits			
FirstRate Saver	0.00%	0.00%	0.00%
FirstRate Saver Non-Auto-rebalancing	0.00%	0.00%	0.00%
FirstRate Term Deposits	0.00%	0.00%	0.00%
Enhanced cash			
First Sentier Strategic Cash	0.00%	0.00%	0.00%
Short Duration Fixed Interest			
Daintree Core Income ³	0.00%	0.00%	0.00%
Franklin Australian Absolute Return Bond	0.04%	0.04%	0.00%
Janus Henderson Diversified Credit ³	0.01%	0.01%	0.00%
Kapstream Absolute Return Income	0.04%	0.04%	0.00%
Macquarie Income Opportunities	0.06%	0.06%	0.00%
Mutual Income	0.00%	0.00%	0.00%
Perpetual Diversified Income	0.05%	0.05%	0.00%
PM Capital Enhanced Yield	0.03%	0.03%	0.00%
Schroder Absolute Return Income	0.11%	0.11%	0.00%
Yarra Enhanced Income ³	0.27%	0.27%	0.00%

Refer to page 44 for footnotes 1–3.

Option name	(A) Gross transaction costs (p.a.) ¹	(B) Costs recovered (p.a.)	(C) Net transaction costs (p.a.) ¹ (C=A-B)
Diversified Fixed Interest			
Bentham Global Income	0.60%	0.60%	0.00%
Brandywine Global Income Optimiser	0.08%	0.08%	0.00%
Colchester Emerging Market Bond ³	0.14%	0.14%	0.00%
Colchester Global Government Bond	0.06%	0.06%	0.00%
Fortlake Real Income ³	0.10%	0.10%	0.00%
Macquarie Dynamic Bond ³	0.01%	0.00%	0.01%
MetLife Global Impact Bond	0.06%	0.06%	0.00%
PIMCO Diversified Fixed Interest ³	0.16%	0.16%	0.00%
PIMCO Global Bond	0.02%	0.02%	0.00%
T. Rowe Price Dynamic Global Bond	0.12%	0.12%	0.00%
UBS Diversified Fixed Income	0.08%	0.08%	0.00%
Australian Fixed Interest			
Janus Henderson Tactical Income	0.11%	0.11%	0.00%
Macquarie Australian Fixed Interest ³	0.00%	0.00%	0.00%
Pendal Sustainable Australian Fixed Interest	0.06%	0.06%	0.00%
PIMCO Australian Bond	0.02%	0.02%	0.00%
Western Asset Australian Bond	0.07%	0.07%	0.00%
Alternatives			
Acadian Defensive Income	0.13%	0.12%	0.01%
Aspect Absolute Return	0.32%	0.00%	0.32%
Aspect Diversified Futures	0.28%	0.00%	0.28%
BlackRock Global Liquid Alternatives ³	0.95%	0.05%	0.90%
Lower Volatility Share			
AB Managed Volatility Equities	0.09%	0.08%	0.01%
Acadian Global Managed Volatility Equity	0.04%	0.03%	0.01%
Merlon Australian Share Income	0.18%	0.09%	0.09%
State Street Australian Equity	0.05%	0.03%	0.02%
Australian Share			
Acadian Core Australian Equity	0.02%	0.02%	0.00%
Airlie Australian Share ³	0.16%	0.08%	0.08%
Alphinity Sustainable Share	0.13%	0.07%	0.06%
Antares Ex-20 Australian Equities ³	0.26%	0.15%	0.11%
Ausbil Active Sustainable Equity	0.13%	0.07%	0.06%
Ausbil Australian Active Equity	0.06%	0.06%	0.00%
Bennelong Ex-20 Australian Equities	0.19%	0.13%	0.06%
DNR Capital Australian Equities High Conviction	0.18%	0.18%	0.00%
DNR Capital Australian Equities Income ³	0.25%	0.22%	0.03%
Fidelity Australian Equities	0.02%	0.02%	0.00%
First Sentier Concentrated Australian Share	0.09%	0.08%	0.01%
First Sentier Imputation	0.12%	0.08%	0.04%
Infinity Core Australian Equity ³	0.00%	0.00%	0.00%
Investors Mutual Australian Share	0.08%	0.08%	0.00%
Lazard Select Australian Equity	0.15%	0.07%	0.08%
Martin Currie Australia Equity Income ³	0.06%	0.06%	0.00%
Pendal Australian Share	0.05%	0.05%	0.00%
Pendal Sustainable Australian Share	0.08%	0.04%	0.04%
Perennial Value Australian Share	0.37%	0.09%	0.28%
Perpetual Australian Share	0.21%	0.10%	0.11%
Perpetual Industrial Share	0.11%	0.04%	0.07%

Refer to page 44 for footnotes 1–3.

Option name	(A) Gross transaction costs (p.a.) ¹	(B) Costs recovered (p.a.)	(C) Net transaction costs (p.a.) ¹ (C=A-B)
Platypus Australian Equities ³	0.16%	0.14%	0.02%
RQI Australian Value	0.01%	0.01%	0.00%
Schroder Australian Equity	0.06%	0.06%	0.00%
Solaris Core Australian Equity	0.12%	0.11%	0.01%
WaveStone Australian Share	0.08%	0.06%	0.02%
Australian Share – Small Companies			
Ausbil Australian Emerging Leaders	0.25%	0.07%	0.18%
Celeste Australian Small Companies	0.34%	0.18%	0.16%
Eiger Australian Small Companies	0.20%	0.20%	0.00%
First Sentier Australian Small Companies	0.09%	0.09%	0.00%
Infinity SMID Australian Equity ³	0.00%	0.00%	0.00%
Investors Mutual Future Leaders ³	0.17%	0.07%	0.10%
Longwave Australian Small Companies ³	0.10%	0.00%	0.10%
OC Premium Small Companies	0.21%	0.13%	0.08%
RQI Australian Small Cap Value	0.02%	0.02%	0.00%
Global Share			
Acadian Global Equity	0.05%	0.03%	0.02%
Antipodes Global	0.22%	0.09%	0.13%
Baillie Gifford Sustainable Growth	0.06%	0.06%	0.00%
Baillie Gifford Long Term Global Growth	0.03%	0.03%	0.00%
Barrow Hanley Concentrated Global Share ³	0.20%	0.04%	0.16%
Barrow Hanley Global Share	0.10%	0.10%	0.00%
Capital Group New Perspective ³	0.05%	0.05%	0.00%
Capital Group New Perspective – Hedged ³	0.05%	0.05%	0.00%
Epoch Global Equity Shareholder Yield	0.04%	0.04%	0.00%
GQG Partners Global Equity	0.09%	0.09%	0.00%
GQG Partners Global Equity – Hedged ³	0.41%	0.41%	0.00%
Hyperion Global Growth Companies	0.13%	0.13%	0.00%
Intermede Global Equities	0.13%	0.13%	0.00%
Magellan Global Share	0.02%	0.02%	0.00%
Magellan Global Share – Hedged	0.03%	0.03%	0.00%
MFS Global Equity	0.03%	0.03%	0.00%
Nanuk New World	0.33%	0.33%	0.00%
Pendal Global Select	0.47%	0.43%	0.04%
Royal London Concentrated Global Share	0.08%	0.08%	0.00%
Royal London Core Global Share ³	0.40%	0.40%	0.00%
RQI Global Value	0.04%	0.04%	0.00%
RQI Global Value – Hedged	0.04%	0.04%	0.00%
Stewart Investors Worldwide Leaders Sustainability	0.06%	0.06%	0.00%
Talaria Global Equity	0.24%	0.16%	0.08%
T. Rowe Price Global Equity	0.07%	0.04%	0.03%
T. Rowe Price Global Equity – Hedged	0.10%	0.07%	0.03%
Global Share – Emerging Markets			
Aikya Emerging Markets Opportunities ³	0.07%	0.07%	0.00%
Fidelity Asia	0.20%	0.20%	0.00%
Pendal Global Emerging Market Opportunities	0.13%	0.13%	0.00%
Platinum Asia	0.14%	0.12%	0.02%
RQI Emerging Markets Value	0.14%	0.07%	0.07%
Skerryvore Global Emerging Markets All-Cap ³	0.19%	0.19%	0.00%

Refer to page 44 for footnotes 1–3.

Option name	(A) Gross transaction costs (p.a.) ¹	(B) Costs recovered (p.a.)	(C) Net transaction costs (p.a.) ¹ (C=A-B)
Specialist Share			
Acadian Australian Equity Long Short	0.05%	0.05%	0.00%
Acadian Global Equity Long Short	0.11%	0.04%	0.07%
Bell Global Emerging Companies	0.22%	0.22%	0.00%
CFS – Wellington Global Health & Biotechnology	0.05%	0.05%	0.00%
CFS – Wellington Global Small Companies	0.21%	0.04%	0.17%
CFS – Wellington Global Technology & Communications	0.19%	0.16%	0.03%
Janus Henderson Global Natural Resources	0.47%	0.10%	0.37%
L1 Capital Catalyst ³	0.15%	0.15%	0.00%
Perpetual Share-Plus Long-Short	0.59%	0.53%	0.06%
Platinum International	0.14%	0.04%	0.10%
PM Capital Global Companies	0.10%	0.10%	0.00%
Sage Capital Equity Plus	0.33%	0.19%	0.14%
Australian Property and Infrastructure Securities			
First Sentier Property Securities	0.03%	0.03%	0.00%
Ironbark Property Securities	0.08%	0.03%	0.05%
Martin Currie Real Income	0.05%	0.05%	0.00%
Pendal Property Investment	0.07%	0.07%	0.00%
Global Property and Infrastructure Securities			
ClearBridge RARE Infrastructure Value ³	0.10%	0.10%	0.00%
Cohen & Steers Global Listed Infrastructure ³	0.24%	0.02%	0.22%
First Sentier Global Property Securities	0.09%	0.07%	0.02%
Macquarie Global Listed Real Estate	0.04%	0.04%	0.00%
Magellan Infrastructure	0.04%	0.04%	0.00%
Quay Global Real Estate – Unhedged	0.18%	0.18%	0.00%
Resolution Capital Global Property Securities	0.14%	0.12%	0.02%
Geared²			
Acadian Geared Core Australian Equity	0.05%	0.03%	0.02%
Acadian Geared Global Equity	0.13%	0.11%	0.02%

These figures are inclusive of the net effect of GST and any related GST credits. **Please note:** Past costs are not a reliable indicator of future costs. Future costs may differ.

- 1 The costs are estimates based on the costs incurred in the previous financial year.
- 2 The figures shown above are based on the net assets of each of the geared options. Please note that borrowing costs include costs incurred directly or indirectly in an underlying fund.
- 3 The figures are estimates as these options have not been in existence for 12 months (as at 30 June 2024).

Transaction costs – FirstChoice Wholesale Pre-Retirement Pension

Option name	(A) Gross transaction costs (p.a.) ¹	(B) Costs recovered (p.a.)	(C) Net transaction costs (p.a.) ¹ (C=A-B)
CFS Options (These investment options are located in the Investment Options Menu.)			
CFS TTR Defensive	0.13%	0.13%	0.00%
CFS TTR Conservative	0.12%	0.12%	0.00%
CFS TTR Diversified	0.13%	0.13%	0.00%
CFS TTR Moderate	0.15%	0.15%	0.00%
CFS TTR Balanced	0.16%	0.16%	0.00%
CFS TTR Growth	0.19%	0.17%	0.02%
CFS TTR High Growth	0.13%	0.12%	0.01%
CFS TTR Fixed Interest	0.14%	0.14%	0.00%
CFS TTR Australian Share	0.19%	0.19%	0.00%
CFS TTR Australian Small Companies	0.28%	0.25%	0.03%
CFS TTR Global Share	0.16%	0.16%	0.00%
CFS TTR Emerging Markets	0.27%	0.26%	0.01%
CFS TTR Property Securities	0.20%	0.20%	0.00%
CFS TTR Global Infrastructure Securities	0.23%	0.19%	0.04%
CFS TTR Geared Share ³	0.73%	0.73%	0.00%
CFS Lifestage options (These investment options are located in the Investment Options Menu.)			
CFS TTR Lifestage 1955–59 ²	0.39%	0.38%	0.01%
CFS TTR Lifestage 1960–64 ²	0.45%	0.43%	0.02%
CFS Sustainability (These investment options are located in the Investment Options Menu.)			
CFS TTR Thrive+ Sustainable Growth	0.25%	0.22%	0.03%
CFS Enhanced Index Series (These investment options are located in the Investment Options Menu.)			
CFS TTR Enhanced Index Conservative	0.07%	0.07%	0.00%
CFS TTR Enhanced Index Diversified	0.09%	0.09%	0.00%
CFS TTR Enhanced Index Moderate	0.11%	0.11%	0.00%
CFS TTR Enhanced Index Balanced	0.11%	0.11%	0.00%
CFS TTR Enhanced Index Growth	0.12%	0.12%	0.00%
CFS TTR Enhanced Index High Growth	0.17%	0.15%	0.02%
CFS Index Series (These investment options are located in the Investment Options Menu.)			
CFS TTR Index Conservative	0.05%	0.05%	0.00%
CFS TTR Index Diversified	0.06%	0.06%	0.00%
CFS TTR Index Moderate	0.11%	0.11%	0.00%
CFS TTR Index Balanced	0.10%	0.10%	0.00%
CFS TTR Index Growth	0.10%	0.10%	0.00%
CFS TTR Index High Growth	0.05%	0.05%	0.00%
CFS TTR Index Australian Bond	0.13%	0.13%	0.00%
CFS TTR Index Global Bond	0.16%	0.16%	0.00%
CFS TTR Index Australian Share	0.03%	0.03%	0.00%
CFS TTR Index Global Share	0.04%	0.04%	0.00%
CFS TTR Index Global Share – Hedged	0.04%	0.04%	0.00%
CFS TTR Index Property Securities	0.04%	0.04%	0.00%
CFS TTR Index Global Property Securities	0.05%	0.05%	0.00%
CFS TTR Index Global Listed Infrastructure Securities	0.06%	0.06%	0.00%
Other Multi Sector (These investment options are located in the Investment Options Menu.)			
Alternative Income			
Pendal TTR Monthly Income Plus	0.16%	0.16%	0.00%
Conservative			
AZ Sestante TTR Conservative	0.19%	0.19%	0.00%
Context Capital TTR Short Term	0.12%	0.12%	0.00%
Perpetual TTR Conservative Growth	0.16%	0.16%	0.00%

Refer to page 48 for footnotes 1–3.

Option name	(A) Gross transaction costs (p.a.) ¹	(B) Costs recovered (p.a.)	(C) Net transaction costs (p.a.) ¹ (C=A-B)
Moderate			
AZ Sestante TTR Diversified	0.17%	0.14%	0.03%
Context Capital TTR Medium Term	0.13%	0.13%	0.00%
Evidentia TTR Medium Term	0.27%	0.27%	0.00%
Perpetual TTR Diversified Growth	0.41%	0.38%	0.03%
Growth			
Perpetual TTR Balanced Growth	0.32%	0.32%	0.00%
Diversified Real Return			
Drummond TTR Dynamic Plus ²	0.09%	0.08%	0.01%
Perpetual TTR Diversified Real Return	0.30%	0.30%	0.00%
Schroder TTR Real Return	0.16%	0.16%	0.00%
High Growth			
AZ Sestante TTR Growth	0.19%	0.19%	0.00%
Context Capital TTR Long Term	0.15%	0.14%	0.01%
Evidentia TTR Long Term	0.24%	0.24%	0.00%
Single Manager Single-Sector (These investment options are located in the Investment Options Menu.)			
Cash And Deposits			
FirstRate TTR Saver	0.00%	0.00%	0.00%
FirstRate TTR Saver Non-Auto-rebalancing	0.00%	0.00%	0.00%
Enhanced Cash			
First Sentier TTR Strategic Cash	0.00%	0.00%	0.00%
Short Duration Fixed Interest			
Franklin TTR Australian Absolute Return Bond	0.14%	0.14%	0.00%
Janus Henderson TTR Diversified Credit ²	0.01%	0.01%	0.00%
Kapstream TTR Absolute Return Income	0.09%	0.09%	0.00%
Macquarie TTR Income Opportunities	0.10%	0.10%	0.00%
Mutual TTR Income	0.00%	0.00%	0.00%
Perpetual TTR Diversified Income	0.12%	0.12%	0.00%
PM Capital TTR Enhanced Yield	0.10%	0.10%	0.00%
Schroder TTR Absolute Return Income	0.20%	0.20%	0.00%
Yarra TTR Enhanced Income ²	0.63%	0.63%	0.00%
Diversified Fixed Interest			
Bentham TTR Global Income	1.67%	1.67%	0.00%
Brandywine TTR Global Income Optimiser	0.14%	0.14%	0.00%
Colchester TTR Emerging Market Bond ²	0.14%	0.14%	0.00%
Colchester TTR Global Government Bond	0.12%	0.12%	0.00%
Macquarie TTR Dynamic Bond ²	0.01%	0.00%	0.01%
PIMCO TTR Diversified Fixed Interest	0.17%	0.17%	0.00%
PIMCO TTR Global Bond	0.08%	0.08%	0.00%
T. Rowe Price TTR Dynamic Global Bond	0.30%	0.30%	0.00%
UBS TTR Diversified Fixed Income	0.13%	0.13%	0.00%
Australian Fixed Interest			
Janus Henderson TTR Tactical Income	0.18%	0.18%	0.00%
Macquarie TTR Australian Fixed Interest ²	0.00%	0.00%	0.00%
Pendal TTR Sustainable Australian Fixed Interest	0.27%	0.27%	0.00%
PIMCO TTR Australian Bond	0.09%	0.09%	0.00%
Western Asset TTR Australian Bond	0.17%	0.17%	0.00%
Alternatives			
Acadian TTR Defensive Income	0.16%	0.16%	0.00%
Aspect TTR Diversified Futures	0.28%	0.00%	0.28%
BlackRock TTR Global Liquid Alternatives ²	0.95%	0.05%	0.90%

Refer to page 48 for footnotes 1–3.

Option name	(A) Gross transaction costs (p.a.) ¹	(B) Costs recovered (p.a.)	(C) Net transaction costs (p.a.) ¹ (C=A-B)
Lower Volatility Share			
Acadian TTR Global Managed Volatility Equity	0.09%	0.08%	0.01%
Merlon TTR Australian Share Income	0.26%	0.21%	0.05%
State Street TTR Australian Equity	0.09%	0.08%	0.01%
Australian Share			
Alphinity TTR Sustainable Share	0.21%	0.21%	0.00%
Antares TTR Ex-20 Australian Equities ²	0.26%	0.15%	0.11%
Ausbil TTR Australian Active Equity	0.25%	0.25%	0.00%
Bennelong TTR Ex-20 Australian Equities	0.32%	0.31%	0.01%
DNR Capital TTR Australian Equities High Conviction	0.30%	0.30%	0.00%
Fidelity TTR Australian Equities	0.07%	0.07%	0.00%
First Sentier TTR Concentrated Australian Share	0.29%	0.27%	0.02%
First Sentier TTR Imputation	0.30%	0.30%	0.00%
Infinity TTR Core Australian Equity ²	0.00%	0.00%	0.00%
Investors Mutual TTR Australian Share	0.15%	0.15%	0.00%
Lazard TTR Select Australian Equity	0.17%	0.11%	0.06%
Martin Currie TTR Australia Equity Income ²	0.06%	0.06%	0.00%
Pendal TTR Australian Share	0.25%	0.25%	0.00%
Perennial Value TTR Australian Share	0.96%	0.68%	0.28%
Perpetual TTR Australian Share	0.42%	0.30%	0.12%
Perpetual TTR Industrial Share	0.39%	0.37%	0.02%
Platypus TTR Australian Equities ²	0.16%	0.14%	0.02%
RQI TTR Australian Value	0.05%	0.05%	0.00%
Schroder TTR Australian Equity	0.18%	0.18%	0.00%
WaveStone TTR Australian Share	0.16%	0.16%	0.00%
Australian Share – Small Companies			
Ausbil TTR Australian Emerging Leaders	0.37%	0.25%	0.12%
First Sentier TTR Australian Small Companies	0.27%	0.27%	0.00%
Infinity TTR SMID Australian Equity ²	0.00%	0.00%	0.00%
OC TTR Premium Small Companies	0.29%	0.25%	0.04%
Global Share			
Baillie Gifford TTR Long Term Global Growth	0.14%	0.14%	0.00%
Barrow Hanley TTR Global Share	0.18%	0.18%	0.00%
Capital Group TTR New Perspective ²	0.05%	0.05%	0.00%
Capital Group TTR New Perspective – Hedged ²	0.05%	0.05%	0.00%
Epoch TTR Global Equity Shareholder Yield	0.06%	0.06%	0.00%
GQG Partners TTR Global Equity	0.16%	0.16%	0.00%
GQG Partners TTR Global Equity – Hedged ²	0.85%	0.85%	0.00%
Intermede TTR Global Equities	0.16%	0.16%	0.00%
Magellan TTR Global Share	0.04%	0.04%	0.00%
Magellan TTR Global Share – Hedged	0.06%	0.06%	0.00%
MFS TTR Global Equity	0.05%	0.05%	0.00%
Nanuk TTR New World	0.67%	0.62%	0.05%
Pendal TTR Global	0.24%	0.11%	0.13%
Royal London TTR Concentrated Global Share	0.15%	0.15%	0.00%
Royal London TTR Core Global Share ²	0.89%	0.89%	0.00%
RQI TTR Global Value	0.10%	0.10%	0.00%
RQI TTR Global Value – Hedged	0.19%	0.19%	0.00%
Talaria TTR Global Equity	0.39%	0.30%	0.09%
T. Rowe Price TTR Global Equity	0.10%	0.07%	0.03%
T. Rowe Price TTR Global Equity – Hedged	0.13%	0.09%	0.04%

Refer to page 48 for footnotes 1–3.

Option name	(A) Gross transaction costs (p.a.) ¹	(B) Costs recovered (p.a.)	(C) Net transaction costs (p.a.) ¹ (C=A-B)
Global Share – Emerging Markets			
Pendal TTR Global Emerging Market Opportunities	0.23%	0.23%	0.00%
Platinum TTR Asia	0.19%	0.19%	0.00%
Specialist Share			
Bell TTR Global Emerging Companies	0.28%	0.28%	0.00%
L1 Capital TTR Catalyst ²	0.15%	0.15%	0.00%
Perpetual TTR Share-Plus Long-Short	0.33%	0.25%	0.08%
Platinum TTR International	0.20%	0.16%	0.04%
Sage Capital TTR Equity Plus	0.59%	0.42%	0.17%
Australian Property and Infrastructure Securities			
Pendal TTR Property Investment	0.14%	0.14%	0.00%
Global Property and Infrastructure Securities			
ClearBridge RARE TTR Infrastructure Value ²	0.10%	0.10%	0.00%
First Sentier TTR Global Property Securities	0.23%	0.22%	0.01%
Macquarie TTR Global Listed Real Estate	0.10%	0.10%	0.00%
Magellan TTR Infrastructure	0.10%	0.10%	0.00%
Quay TTR Global Real Estate – Unhedged	0.39%	0.39%	0.00%
Resolution Capital TTR Global Property Securities	0.27%	0.24%	0.03%

These figures are inclusive of the net effect of GST and any related GST credits. **Please note:** Past costs are not a reliable indicator of future costs. Future costs may differ.

- 1 The costs are estimates based on the costs incurred in the previous financial year.
- 2 The figures are estimates as these options have not been in existence for 12 months (as at 30 June 2024).
- 3 The figures shown above are based on the net assets of each of the geared options. Please note that borrowing costs include costs incurred directly or indirectly in an underlying fund.

Cost and expenses relating to the Fund

Subject to superannuation law, the trustee has the discretion to recover the ongoing operating costs and expenses that relate to the Fund out of the assets of the Fund, which includes a general reserve. Income that is not required to be allocated to members is credited to the general reserve. The trust deed does not place any limit on the amount of these costs and expenses that can be paid out of the Fund. Where the recovered expenses affect your account or the balance of the general reserve reduces in a financial year, they are reflected in the fees and costs shown.

The Fund may accrue amounts that cannot be allocated to specific members. We may pay these amounts to a general reserve for things like enhancement of member benefits and fund expenses in accordance with the Trustee's reserve policy. Where the general reserve reduces in a financial year, this is reflected in the fees and costs shown.

What is paid to your adviser?

The adviser recommending this product may receive from us certain non-monetary benefits allowed under law ('soft dollar'). Under our obligations pursuant to the *Corporations Act 2001* and the Financial Services Council Code of Practice, we keep a record of soft dollar payments which we are entitled to make to dealer groups or advisers.

Dealer groups and other licensees who have an arrangement with us may receive remuneration from us to the extent that it is permitted under law. This includes remuneration for services provided to us in relation to FirstChoice Managed Accounts which will be negotiated directly with individual dealer groups or licensees. Any remuneration will be paid out of the fees we derive from you that are indicated in the tables in the 'Additional explanation of fees and costs' section in a given year. If these amounts are paid, they are paid by us from our revenue and are not an extra amount paid from the fund, nor are they a further amount you pay. Please see the Financial Services Guide for further information on related party remuneration.

Adviser service fee

You can arrange for the cost of advice services provided by your adviser, which relates to your investment in the fund, to be deducted from your account by setting up an adviser service fee (ASF). An ASF can be deducted monthly as an ongoing or fixed term arrangement, or as a one-off arrangement.

Where an ASF is deducted from your superannuation or pension account it must be:

- consented to by you in writing and provided to us
- for advice and services provided only to you
- for advice relating to your superannuation or pension account, from which the fee is being deducted
- a reasonable amount for the advice and services provided to you.

Your adviser must provide you with a detailed summary of the fees you've agreed to pay, including the amount which relates to your superannuation account. No amount of the ASF may relate to advice about an insurance product held outside of superannuation, a non-superannuation investment such as an investment property, or other superannuation accounts. AIL has complete discretion to decline a request to pay adviser service fees, including in order to comply with its obligations under any applicable laws. An ASF deduction which does not relate to advice concerning your superannuation account in the fund may be considered to be an illegal early release of superannuation and tax penalties may apply.

In the event where the rights of your adviser and/or their licensee have been assigned or novated to another person or entity, the agreed fees and payments of these fees, may transfer to that person or entity. Where your superannuation account balance is transferred due to a Successor Fund Transfer/Intra-Fund Transfer (trustee does not change), the agreed fees may transfer to the new account.

You can generally choose the investment option from which your ASF is deducted. Where you do not nominate an investment option or the investment option you nominate has insufficient funds to pay the fee, we will generally deduct the fee from the most conservative investment option you hold at the time the fee is deducted. ASFs are typically deducted within the first five business days of the following month.

One-off adviser service fee

A one-off adviser service fee is charged as a set dollar amount. You can choose to have this one-off fee deducted proportionately from all investment options in which you're invested or from one specified investment option. Where the fee is deducted from all your investment options, it will be based the investment weighting of your account as at the day the fee is deducted.

Ongoing or fixed term adviser service fees

An ongoing or fixed term adviser service fee, which is deducted monthly, can be charged as:

- a percentage of your account value, and/or
- a set dollar amount.

You can't arrange for both an ongoing and a fixed term fee to be deducted at the same time. Where the fee is charged as a percentage of your account balance, the fee deduction will occur at the beginning of each month and will generally be calculated based on the number of days in the previous month that the fee was applied to your account. If you request for a specific dollar amount to be deducted each month, that amount will thereafter be deducted at the beginning of each month until the fee arrangement ends or is terminated. Pro-rata fee calculations are not applied to fixed dollar fee arrangements. No deduction will occur after the arrangement ends or is terminated, except where the arrangement ends on the last day of the month.

In the event where your adviser changes the ongoing or fixed term adviser service fee arrangement from a percentage of your account balance to a fixed dollar amount or vice versa, this will affect the amount of adviser service fee you pay for that month. However the total adviser service fees for the duration of the fixed dollar fee arrangement with your adviser remain the same.

The below table outlines the calculation of adviser service fees in the month where there is a change of adviser service fee arrangement.

Example – Balance of \$50,000 and new ASF request received on 15 June 2023

	ASF changed from fixed dollar amount to percentage of account balance	ASF changed from percentage of account balance to fixed dollar amount
Existing ASF	\$30 per month	1% of the account balance p.a.
New ASF	1% of the account balance p.a.	\$30 per month
Total ASF deducted for the month of June 2023	<p>\$0 for the fixed dollar amount fee for the month of June.</p> <p>Note: no deduction will occur if the arrangement ends or is terminated, except where the arrangement ends on the last day of the month.</p> <p>PLUS</p> <p>\$22.22 for the percentage based fees deducted for the 16 days from 15–30 June 2023.</p> <p>Total: \$22.22</p>	<p>\$20.83 for the percentage based fees deducted for the 15 days from 1–15 June 2023.</p> <p>PLUS</p> <p>\$30 for the fixed dollar amount fee for the month of June.</p> <p>Note: no deduction will occur if the arrangement ends or is terminated, except where the arrangement ends on the last day of the month.</p> <p>Total: \$50.83</p>

Please note: This example is for illustration purposes only and assumes the daily account balance does not change. In practice, the actual percentage based fees are calculated daily and will vary based on the account balance which also fluctuates daily.

An ongoing or fixed term adviser service fee may only be deducted from one investment option and it must be the same investment option from which other account based fees and costs, such as insurance premiums, are deducted.

Where you agree to pay an ongoing or fixed term adviser service fee this will continue to be deducted from your account until:

- the term of the arrangement ends and, if an ongoing fee arrangement, you do not renew the arrangement, or
- you, or your adviser, ask us to stop the fee arrangement.

We recommend speaking to your adviser before making changes to the ASF as this may affect the advice and services they provide to you.

Any ongoing or fixed term adviser service fee will be paid to the current adviser listed on your account. You can change your adviser or renegotiate your adviser service fee with your adviser at any time by providing a new written consent.

Your written consent to deduct the fees from your account

To set-up an adviser service fee on your account, we must be provided with a completed adviser service fee form. This form requires you to consent to the amount of the adviser service fee that is to be deducted from your account and to which adviser the fee is to be paid (through their dealer group).

The form must contain the frequency and amount of adviser service fees you will pay from your account in the next 12 months, or a reasonable estimate of these fees if it is not a set dollar fee. It also requires information about the advice services to be provided to you, which your adviser is required to communicate to you before you consent to the payment of adviser service fees. In addition to the form provided to us, details of the adviser service fee must also be disclosed to you by your adviser in a Statement of Advice or other related advice documentation, such as a Record of Advice.

Where you do not consent to an ASF, your adviser can't arrange for it to be deducted from your account. Your consent for an ongoing adviser service fee must be renewed annually through your adviser. The fee arrangement will terminate on the 'end date' you and your adviser provide to us on an adviser service fee form, if you do not provide prior consent to renew the fee.

Please note: Paying an adviser service fee from a FirstRate Term Deposit will be treated as an early withdrawal and this will reduce your interest rate, or the amount you receive may be subject to an adjustment (reduction), depending on the investment term you choose. Please refer to the Reference Guide – FirstChoice Wholesale Personal Super and Pension for further details. The trustee may at its discretion limit, reduce or refuse to deduct an adviser service fee or refuse to record or deal with your adviser at any time.

The trustee sets guidelines for the amount of adviser service fees deemed reasonable to be released from your superannuation account based on your account balance. Where your fees are outside of these set guidelines they will be reduced or removed. We will notify you and your adviser if this occurs. You and your adviser may discuss an alternative means for payment.

You should discuss the services your adviser will provide to you as a result of the fees you pay. If you have any queries in relation to the advice or services received your adviser is best placed to assist you with these.

If you want to know how much you are paying in fees to your adviser, you can visit FirstNet to view your transaction history, alternatively you can contact us or your adviser directly.

Portfolio rebate

You may be entitled to a portfolio rebate of part of the administration and investment fees and costs on your investment options depending on the size of your portfolio invested in eligible FirstChoice products. Eligible FirstChoice products included in the calculation of your portfolio rebate are:

- FirstChoice Wholesale Investments,
- FirstChoice Wholesale Personal Super,
- FirstChoice Wholesale Pension,
- FirstChoice Investments, and
- FirstChoice Employer Super.

Portfolio rebates are calculated and paid net of income tax.

Portfolio rebates are calculated monthly using your account balances¹ and the rebate rate that applied on the last day of the month. Portfolio rebates will be credited to your account in the form of additional units six-monthly in September and March while your account remains open. If you close your account, your redemption will only include a rebate up to the most recently completed calculation prior to the final redemption.

Unless you nominate a particular option, the portfolio rebates will be paid to your options as outlined on page A2 (FirstChoice Wholesale Personal Super) and A2 (FirstChoice Wholesale Pension) in the application forms.

Although your investments in FirstChoice Employer Super, the First Sentier Strategic Cash, CFS Enhanced Cash and the FirstRate investment options in any of the eligible FirstChoice products count towards whether you are eligible for the portfolio rebate, no rebate is payable on amounts invested in those options.

¹ In calculating your portfolio rebate, your account balance is determined using the gross unit price of each option.

FirstChoice accounts that are individually owned and held under the same Member ID (OIN) are automatically counted towards your portfolio rebate.

You can also nominate investments held in joint names or as trustee for a trust or superannuation fund to be included in your portfolio rebate – however this linking process does not occur automatically for these account types. If you hold more than one Member ID (OIN), or own a non-individual account, please contact us to ensure you are receiving the correct level of rebate. Each account can only be linked to one Member ID (OIN) for portfolio rebate purposes. We do not allow linking of nominee company accounts.

If you have more than one eligible FirstChoice product, all your investments will be aggregated for the purposes of calculating the portfolio rebate, and the rebate will be paid to each eligible product in proportion to your total portfolio.

The following table details the level of portfolio rebate you may be entitled to:

Value of eligible FirstChoice products and investment options	Portfolio rebate (p.a.)
\$0–\$100,000	Nil
next \$400,000	0.05%
next \$500,000	0.10%
over \$1,000,000	0.20%

Please note: First Sentier Strategic Cash, CFS Enhanced Cash, FirstRate investment options and FirstChoice Employer Super are counted first in each tier amount.

Example calculation: A FirstChoice Wholesale Personal Super member has the following investments:

- FirstRate Saver (Saver option) \$100,000
- First Sentier Strategic Cash (Cash option) \$100,000
- CFS Balanced \$1,800,000
- TOTAL PORTFOLIO \$2,000,000

Portfolio balance	Rate	Portfolio rebate
First \$100,000 (Cash/Saver options counted first)	$\$100,000 \times 0.00\%$	\$0
Next \$400,000 (Cash/Saver option – \$100,000 remaining $\times 0.00\%$ plus $\$300,000 \times 0.05\%$)	$\$300,000 \times 0.05\%$	\$150
Next \$500,000	$\$500,000 \times 0.10\%$	\$500
Over \$1,000,000	$\$1,000,000 \times 0.20\%$	\$2,000
TOTAL		\$2,650

Please note: This is just an example. In practice, any actual portfolio rebate will depend on the options you are invested in and your investment balance.

We may change the portfolio rebate level or eligibility criteria at any time. If you require any clarification, please refer to cfs.com.au, contact Investor Services on 13 13 36 or speak to your financial adviser.

Avanteos Investments Limited ABN 20 096 259 979 AFSL 245531 is the issuer of each of the eligible FirstChoice super and pension products. Colonial First State Investments Limited ABN 98 002 348 352, AFSL 232468 is the issuer of each of the eligible FirstChoice investments products. You should consider the PDS for the relevant FirstChoice product (which is available by contacting us on 13 13 36) and consider talking to a financial adviser before making an investment decision in relation to the product.

Client fee rebate

We may choose to offer a rebate of the monthly Administration fee in respect of members of certain advisers. If you are eligible for a rebate, it will be credited to your accounts monthly and referred to as a 'Client fee rebate' in the annual statement and on FirstNet. If you leave your adviser, your rebate may cease. If you close or rollover your account prior to the date of the rebate calculation and payment, your withdrawal benefit will not include any rebate.

If we choose to reduce or cease to apply a Client fee rebate, we will provide you with at least 30 days' notice prior to the change. Other changes to the fee rebate may occur without any prior notice.

Insurance costs (FirstChoice Wholesale Personal Super only)

Insurance premiums

The cost of insurance premiums depends on the amount of cover you choose and your personal circumstances, including your gender, health, occupation, age and smoking status.

The insurance premium is deducted monthly in advance from one of your options. You or your adviser must specify the option from which the insurance premium is deducted on the insurance application form.

Please note: Choosing FirstRate Term Deposits investment options for premium deductions will be an 'early withdrawal' and reduce the interest you receive. Please refer to the Reference Guide – FirstChoice Wholesale Personal Super and Pension.

Insurance administration fee

An insurance administration fee of up to 10.0% (including the net effect of GST and any related GST credits) of Death, Death and Total and Permanent Disablement and Salary Continuance premiums is charged for administering your insurance arrangements.

This administration fee is included in the standard premium rates and is not an additional fee charged to your account.

For more information on insurance, please refer to section 7 'Insurance in FirstChoice Wholesale Personal Super' and the FirstChoice Wholesale Personal Super Insurance booklet.

Taxation

Please refer to section 6 'Taxation' for further details.

Expenses

Where any expenses of an option other than outlined below are tax deductible, the benefit is already reflected in the daily unit price for the option.

Tax deductibility of fees

The fees quoted in this PDS are shown before any allowance for tax payable.

Under current tax legislation, the fund may be able to claim a tax deduction (currently at the rate of 15%) on fees payable in the fund, including administration fees and costs. This deduction is passed on to the members of the fund at the time the fees are levied (through the unit price for administration and investment fees and costs). As a result, the actual fees charged are net of the tax deduction and cannot be claimed in your personal tax return (where applicable).

Tax deductibility of insurance premiums

Similarly, the insurance premiums quoted in the PDS are shown before any allowance for tax payable.

Under current tax legislation, the fund is able to claim a tax deduction in respect of all or part of the insurance premiums paid through your account.

This deduction is passed on to the members of the fund, at the time each monthly premium is deducted from your account. As a result, the actual insurance premium charged against your account reflects the benefit of the tax deduction and cannot be claimed in your personal tax return.

6 Taxation

General taxation information has been provided for you in this PDS. However, because the Australian taxation system is complex and different investors have different circumstances, you should consider seeking professional taxation advice before investing in the options.

AIL is also not a registered tax (financial) adviser under the Tax Agent Services Act 2009, and you should seek tax advice from a registered tax agent or a registered tax (financial) adviser if you intend to rely on this information to satisfy the liabilities or obligations or claim entitlements that arise, or could arise, under a taxation law.

This tax information is current as at 16 November 2024.

Super is taxed in three stages: when it comes into the fund (super contributions), when it is in the fund (investment earnings) and when it leaves the fund (super benefits). There are many rules surrounding these taxes and a variety of factors which may impact the amount of tax you pay.

Tax on super contributions

Tax is deducted from certain contributions made to your account. The trustee pays the tax directly to the Australian Taxation Office (ATO). Compulsory employer contributions (e.g. Super Guarantee), salary sacrifice contributions, and personal contributions for which you claim a tax deduction, made to your account are generally subject to 15% tax unless you exceed your concessional contributions cap.

Personal contributions that you make from your post-tax salary are classified as non-concessional contributions. You do not pay tax on these contributions as long as they are below your non-concessional contributions cap and you have not claimed a tax deduction for them.

Please refer to the Reference Guide – FirstChoice Wholesale Personal Super and Pension for further information about the taxation of super contributions and contributions caps.

Warning: If you exceed the contributions caps, you may also be liable for tax of up to the top marginal tax rate (plus applicable levies), depending on your circumstances and the types of contributions.

Warning: Your Tax File Number (TFN)

Under super law (*Superannuation Industry (Supervision) Act 1993*), we can collect, use and disclose your TFN. If you provide your TFN, it will be treated confidentially. We may disclose your TFN to another superannuation provider when your benefits are being transferred, unless you request us in writing that your TFN not be disclosed to any other superannuation provider.

If you give us your TFN you are giving us consent to use it for legal purposes, including:

- calculating the tax on any benefits you're entitled to
- providing information, including your TFN, to the Commissioner of Taxation.

What are the advantages of providing it?

You don't have to give us your TFN – it's not required by law and it is not an offence to decline to give us your TFN. But giving us your TFN has the following advantages:

- we will be able to accept all permitted types of contributions to your account(s)
- other than the tax that may ordinarily apply, you will not pay more tax than you need to – this affects both contributions to your super and benefit payments when you start drawing down your super benefits
- it will make it much easier to find different super accounts in your name so that you receive all your super benefits when you retire.

When will we be checking and updating your TFN?

Under current legislation, we are required to check whether you have supplied us with a valid TFN whenever we roll over or transfer your account balance. We may do this more often, to ensure that we have the most current and valid data for you. Where you don't provide us with a valid TFN, we may update our records with a valid TFN provided by the ATO. In such an event, we will not inform you of this update. If we receive a TFN from the ATO, you will be taken to have provided your TFN.

If you don't provide your TFN and you roll over your balance from another fund, the trustee of the other fund may provide your TFN. If so, we will update our records accordingly.

Please note: The legal purposes may change in the future following legislative change and the consequences of not providing your TFN may also change.

Tax on investment earnings in accumulation

Income which is earned in the fund (investment earnings) is taxed at a maximum rate of 15%.¹ The effective rate of tax varies from fund to fund, depending on the level of tax deductions in the fund plus any tax offsets available. This may actually result in the tax being lower than 15%.

Taxation costs are reflected in the unit price of each option, except for the FirstRate options. The FirstRate options have a fixed unit price, and the interest rate credited will be net of super earnings tax of 15%.

Tax on super benefits

The amount of tax you pay on your super benefits depends on the type of super benefit, your age and whether you choose to receive your benefits as a lump sum or a pension. The amount of tax will also depend on the tax components that make up your super benefit.

In most cases, all super benefits, both lump sum and pension from **taxed** super funds such as this fund, are not subject to tax if you're age 60 or over (excluding certain death benefit payments). If you access your super before age 60, you may have to pay tax on all or part of your benefit.

There may be tax advantages in rolling your super into a pension, rather than taking it as a lump sum.

How pensions are taxed

If you hold an account based pension, the fund does not pay tax on investment earnings on assets supporting your pension,

whereas earnings on assets supporting a pre-retirement pension are taxed at a maximum of 15%.²

On commencement of your pension, your account balance will be proportioned between your:

- taxable component, and
- tax-free component.

For further information on your tax components, please call Investor Services on 13 13 36.

The taxation components of each pension payment amount will be in the same proportion as your account balance on the commencement of your pension. You should talk to your financial adviser about what this means for you given your individual objectives, financial situation and needs.

No tax is payable:

- on your whole pension payment amount if you are age 60 or over
- on the tax-free component of your pension payment amount, or
- on your whole pension payment amount if you are receiving a pension because you are an eligible pension dependant of a member who died age 60 or over.

If you are under age 60, tax may be withheld from the taxable component of your pension payment amount:

- calculated on current income tax rates (taking into account whether you can claim the tax-free threshold and various tax offsets)³

¹ The Government has proposed applying an additional 15% tax to super earnings corresponding to total super balances above \$3 million from the 2025–26 year. At the time of writing this proposal is not yet law.

² Once you reach age 65, or notify us that you satisfy another eligible condition of release (retirement, terminal medical condition or permanent incapacity), future earnings on investments used to fund your pension are tax free.

³ If you would like us to adjust the amount withheld from payments made to you, or need to advise us of changes to information you have previously provided, you must complete a 'Withholding declaration and upward variation agreement' form, available from www.ato.gov.au

- if you are permanently disabled or are an eligible pension dependant of a member who died under age 60, you are entitled to a 15% pension tax offset on the tax withheld
- at the highest marginal tax rate (plus applicable levies), if you have not quoted your TFN and do not have a TFN exemption.

If tax is withheld from your pension payment amounts, we will give you a Payment Summary annually that you must include in your personal income tax return.

Please note: Irregular pension payments and lump sum payments taken outside of your scheduled pension payments may be taxed differently.

You should talk with your financial adviser about how a pension may be appropriate for your individual objectives, financial situation and needs.

Capital gains tax

Accumulation and pre-retirement pension

A net capital gain realised upon the sale of assets is also included in the fund's assessable income for tax purposes. For assets held for more than 12 months, only 2/3 of the net capital gain is assessable. Tax costs due to realised capital gains are reflected in the unit price of your investment option.

A provision is also made for future estimated tax liabilities associated with unrealised capital gains and losses on assets held by the fund and is also reflected in the unit price of your investment option. When withdrawing from an investment option or switching, capital gains tax is not separately deducted from your account. This is because an estimate of future tax on unrealised capital gains has already been factored in.

Retirement phase pension

The fund does not pay tax on retirement phase pension investment earnings – this includes where your pre-retirement pension has become a retirement phase income stream (for example where you have retired and notified us, or reached age 65). Account based pensions are also retirement phase pensions.

You should talk with your financial adviser about how super or a pension may be appropriate for your individual objectives, financial situation and needs.

You should read the important information (incorporated by reference) about how super and pensions are taxed before making a decision. Please refer to the Reference Guide – FirstChoice Wholesale Personal Super and Pension, available online at cfs.com.au/fcwps or by calling 13 13 36. The material relating to tax may change between the time you read this PDS and the day you sign the application form.

7 Insurance in FirstChoice Wholesale Personal Super

Insurance is a very important part of your financial planning, as it provides you and your family with financial security should something unexpected happen to you. Linking insurance to your super can potentially be both cost and tax-effective.

Insurance cover is provided through group policies issued to the trustee.

Types of insurance cover

FirstChoice Wholesale Personal Super offers a range of insurance cover options to suit your individual needs. These options are:

- Death only cover
- Death and Total and Permanent Disablement (TPD) cover
- Salary Continuance Insurance (SCI) cover.

Insurance cover can be increased or reduced to meet your changing needs. It is therefore important that you regularly review your insurance arrangements. We recommend that you speak to your financial adviser before applying for insurance cover.

When does your cover commence?

Your application for insurance cover will need to be assessed by AIA Australia (the insurer). Your insurance cover will commence when:

- the insurer has accepted your application for insurance, and
- you have a sufficient account balance in FirstChoice Wholesale Personal Super to cover the monthly insurance premiums.

You will be notified in writing of AIA Australia's assessment of your application and, if it is accepted, the date that your insurance cover or increase in cover commences.

How much does your insurance cover cost?

Insurance premiums are the cost that you pay for insurance cover. Insurance premiums vary according to your age, gender, occupation and type of cover. Insurance premiums may also be affected by your health, whether or not you smoke and any sporting or recreational activities in which you may participate.

Premiums are calculated based on your age next birthday, the type of insurance cover that you hold and the applicable premium rate. To work out how much your premium is likely to cost, please refer to the FirstChoice Wholesale Personal Super Insurance booklet for more detailed information or call us for a premium estimate on 13 13 36.

Premiums are paid each month in advance and are deducted from your account on or around the 15th of each month.

You can cancel your insurance at any time but if you subsequently decide you would like to reinstate your insurance, you may be required to provide medical evidence.

If you wish to apply for insurance cover, you can apply online by logging into FirstNet or by completing an insurance application form and personal statement which is provided in the FirstChoice Wholesale Personal Super Insurance booklet.

Important information (incorporated by reference) regarding the insurance benefits available to you is outlined in the FirstChoice Wholesale Personal Super Insurance booklet, which is available online at cfs.com.au/firstchoiceinsurance. Alternatively, your adviser can provide you with this booklet or you can call Investor Services on 13 13 36 and a copy will be provided to you free of charge. You should read this information carefully in order to decide whether the insurance offered is appropriate for your circumstances.

8 How to open an account, cooling-off period, financial advice and complaints

You should read all parts of the PDS. You can contact Investor Services on 13 13 36 or email us at contactus@cfs.com.au if you would like a paper copy to be sent to you free of charge or for further information regarding the product. You should assess whether the product is appropriate for you and speak to your financial adviser before making a decision to invest in the product.

If you decide to invest in the product, you should always check that you are completing an application accompanying the most up-to-date version of the PDS.

By completing the application, you agree to the content of the PDS available at the date you first become an investor in FirstChoice Wholesale Personal Super or FirstChoice Wholesale Pension. Thereafter, we will notify you of changes to the information in the PDS in accordance with our legal obligations. The trustee of the funds is not bound to accept an application.

Complete the forms

Complete the application included with or accompanied by the PDS (either paper or online) and send or submit it to us in accordance with the instructions. If you complete the paper application, please refer to the application form checklist to help you determine which forms to complete.

Units in FirstChoice Wholesale cannot be issued to you unless you use the paper or online application (and complete all steps detailed in the checklist if paper application is used).

If we cannot issue the product immediately after receiving your application and application monies (for whatever reason), these monies will be deposited in a trust account. Any interest on these monies will be retained by us. This does not apply if a SuperFirst Transfer Facility (see page 4) is used.

Documents available on the website

Information regarding trustee and executive remuneration and other documents we are required to provide under super legislation (such as a copy of the trust deed) are available online.

You can find all this information at cfs.com.au/about-us/corporate-governance/trustee-and-fund-documents

FirstChoice Wholesale Personal Super only

Product dashboards (when required) will also be available online at cfs.com.au

Is there a cooling-off period?

A 14-day 'cooling-off period' will apply to your initial investment in the funds in certain circumstances. Scheduled pension payments for FirstChoice Wholesale Pension accounts will not be made during this time. If, during the 14-day cooling-off period, you decide that FirstChoice Wholesale Personal Super, FirstChoice Wholesale Pension or the SuperFirst Transfer Facility does not meet your needs, then contact your financial adviser and advise us in writing.

Amounts that are, or become 'preserved' or 'restricted non-preserved' cannot be refunded directly to you if you take advantage of the 14-day cooling-off period (unless you satisfy a condition of release). We will roll over or transfer these amounts to the super fund, Retirement Savings Account (RSA) or Approved Deposit Fund (ADF) you nominate. However, the amount will still be reported to the ATO.

The 14 days start when your transaction confirmation is received by you or five days after your units are issued, whichever is earlier.

We will refund your investment, reduced or increased for market movements. We will also deduct any tax or duty incurred and an amount for reasonable transaction and administration costs we incur in relation to your investment in the fund, including determining your application. As a result, the amount returned to you may be less than your original investment.

Please note that the cooling-off period will lapse if you transact on your account within the 14 days.

Under normal circumstances we will return your investment within seven working days of you notifying us (and, where relevant, once we have established your identity). For more information, please call Investor Services on 13 13 36.

Financial advice

We understand that the world of superannuation can be confusing. That is why we have selected Otivo¹ to provide you with access to 'limited advice' which includes advice on a range of important topics, like:

- understanding the most suitable investment option(s) within the fund
- advising on what contributions you can make and how to make additional contributions
- determining what insurance is available to you in the fund and what cover may be suitable for you

Limited advice is available from Otivo by calling our contact centre on 13 13 36. All aspects of limited advice may not be available as at the date of this PDS. Provision of Otivo advice will require your consent before deduction of a small fee from your superannuation account enabling you to access a range of Otivo limited advice topics for a period of 12 months. Full terms and conditions for the Otivo limited advice service are available at cfs.otivo.com. Otivo is not a related party of CFSIL or AIL.

Please note that the advice provided by Otivo is limited advice, which may or may not be sufficient for your needs. Full personal advice is more comprehensive and capable of taking into account more complex needs. If you believe your needs are more complex, but don't already have an adviser, you can locate an adviser on the CFS 'find an adviser' tool on our website. Alternatively, there is a full list of advisers in Australia on the ASIC MoneySmart website. If you engage with a financial adviser and receive personal advice, you may be able to deduct the cost of the advice from your superannuation account.

1 Otivo Pty Ltd (ABN 47 602 457 732 AFSL 485665)

What to do if you have a complaint

We recognise that even in the best run organisations things can go wrong. If you have a complaint, please tell us so we can work with you to try and fix the problem. We aim to resolve complaints promptly and we will do all we can to resolve the situation for you.

In resolving your complaint, we will:

- acknowledge your complaint and make sure we understand the issues
- record your complaint and investigate the matters raised
- do everything we can to fix any problems
- keep you informed of our progress
- give you our name, a reference number and contact details so that you can follow up at any time and
- provide a written resolution letter (for complaints not resolved within 5 business days), which explains our investigation, decision and reasons for our decision.

We will make every effort to resolve your query as quickly as possible, but no later than 45 days, unless your complaint relates to a death benefit distribution, in which case no later than 90 days.

Occasionally, there may be delays in responding to your complaint, due to the complexity of the resolution or due to circumstances outside of our control. If this occurs we will let you know about the delay, the reason for the delay and your options, including your right to complain to the external dispute body.

To lodge a complaint, you can contact us by:

Phone	13 13 36 Monday to Friday – for our contact centre operating hours, please refer to cfs.com.au/about-us/contact-us
Email	membercare@cfs.com.au
Website	Submit a feedback form (cfs.com.au/feedback)
Mail	CFS Complaints Resolution GPO Box 3956 Sydney NSW 2001

External dispute resolution

If at any time you are not satisfied with the handling of your complaint or the resolution we have provided, you can lodge a complaint with the Australian Financial Complaints Authority (AFCA). AFCA provides fair and independent financial services complaint resolution that is free to consumers. You can contact AFCA by:

Website: www.afca.org.au

Email: info@afca.org.au

Phone: 1800 931 678 (free call)

Mail: Australian Financial Complaints Authority
GPO Box 3
Melbourne VIC 3001

Time limits may apply to complain to AFCA so you should act promptly or otherwise consult the AFCA website to find out if or when the time limit relevant to your circumstances expires.

Managing conflicts of interest

CBA holds an interest in CFS through its significant minority interest in HoldCo.

All related party transactions are conducted on arm's length terms. Accordingly, AIL believes that related parties are receiving reasonable remuneration. Any conflict of interest or potential conflict of interest is managed in accordance with CFS's Conflicts Management Policy. AIL is the trustee of superannuation funds and makes its investment decisions in accordance with its systems and processes separately from other CFS entities and CBA. The available investments may include securities or other financial products issued by other CFS entities or CBA. As a result, their activities may have an effect on the investments. Other CFS entities may have investments in CFS and may derive associated benefits/returns on those investments.

AIL makes no representation as to the future performance of any underlying investments held in the superannuation funds, including those issued by other CFS entities or CBA. AIL, other CFS entities, members of CBA and their directors and employees may hold, buy or sell shares or other financial products included in the options in the superannuation funds. They may have business relationships (including joint ventures) with related parties or any of the entities included in the superannuation funds. In addition, they may from time to time advise AIL in relation to activities unconnected with the superannuation funds. Such relationships and advisory roles may include acting as general financial adviser in respect of, without limitation, corporate advice, financing, funds management, property and other services. The directors and employees of AIL, other CFS entities and members of CBA may hold directorships in the companies included in the superannuation funds. Any confidential information they receive as a result of the business relationships, advisory roles and directorships discussed above will not be made available to AIL.

Privacy Collection Notice

This Privacy Collection Notice (Notice) summarises how Colonial First State (CFS) uses your personal information (PI). This Notice is issued by CFS. CFS consists of Superannuation and Investments HoldCo Pty Limited ABN 64 644 660 882 and its subsidiaries, which includes Avanteos Investments Limited ABN 20 096 259 979 and Colonial First State Investments Limited ABN 98 002 348 352. CFS provides investment, superannuation, and retirement products to Australians ('CFS', 'we', 'our' or 'us').

CFS collects your PI to operate and administer your super account (including insurance), pension accounts and investments. We may also use your PI to improve our products and services, and keep you informed. If we can't collect your PI, we may not be able to perform these services. PI is collected from you, but sometimes from third parties, including but not limited to your employer and your financial adviser (where applicable). We will only share your PI if it is necessary to perform the above activities, to comply with our legal obligations, if required by a court/tribunal order, or where we receive your permission. Your PI may be accessed overseas by some of our third parties.

Privacy Policy

Your PI is important to us. Our Privacy Policy outlines how we manage PI and covers:


- information we collect;
- how we use and disclose your information;
- keeping your information secure;
- accessing, updating, and correcting your information; and
- making a privacy complaint.

We may amend this information from time to time, as necessary, so it's important for you to check our website for the most up-to-date Privacy Policy.

If you do not want to receive any direct marketing, including telemarketing, please contact us to opt out. You may also opt out of direct marketing by updating your communication preferences online or by clicking the 'unsubscribe' option on any marketing communications from us. Please note that you are unable to opt out of communications which we are required to send to you by law.

You consent to how we deal with the collection, use and disclosure of your PI when you make an investment in our products or transact with us. This consent continues to operate even though your relationship with us may come to an end, for us to comply with our data retention obligations.

To view the long form Privacy Collection Notice and Privacy Policy please visit cfs.com.au/privacy You can also obtain a copy of that information, free of charge, by contacting us.



FirstChoice Wholesale Personal Super



Scan the QR code with your mobile device for an interactive PDF of the FirstChoice Wholesale Personal Super application form

Units in FirstChoice Wholesale Personal Super will only be issued on receipt of the completed application form and any documents required to be attached, issued together with the PDS dated 16 November 2024. You should read all parts of the current PDS before applying. Refer to the Application form checklist for instructions on how to complete this form.

FirstChoice Wholesale Pension




Scan the QR code with your mobile device for an interactive PDF of the FirstChoice Wholesale Pension application form

A FirstChoice Wholesale Pension account will only be established on receipt of a completed application form and any documents required to be attached, issued together with the PDS dated 16 November 2024. You should read all parts of the current PDS before applying. Refer to the Application form checklist for instructions on how to complete this form.

Personal Super

Application Forms



This page has been left blank intentionally.

Send your completed application form to:

Colonial First State, Reply Paid 27, Sydney NSW 2001 or via the secure online system (e-Post) with FirstNet Investor and FirstNet Adviser

Which forms should you complete?

How can you ...	Application Form (page A3)	Non-lapsing Death Benefit Nomination (page D1)	Consolidate my super (page D1)
Make a super contribution	●		
Transfer/Roll over super funds from another institution	●		●
Nominate who receives your benefit on death	●	●	

FirstChoice Wholesale Personal Super application form

To ensure that we are able to process your application quickly and efficiently, please check that you have completed the following steps:

Step 1 – Part A	Your details – Complete sections 1–4
Account details	Nominate to open a new account or link to an existing account.
Investor details	Provide your full name, date of birth and Tax File Number (refer to the PDS for further details).
Contact details	Provide your contact details, including residential address.
Online services	You are automatically provided with access to online services. Do not cross the box if you want online access.
Step 2 – Part B	Your investment – Complete sections 5–7
Contribution/Rollover details	<p>Provide details of your contribution and/or rollover. If you are making a personal contribution and intend to claim a personal tax deduction, you must provide us with a completed notice of intent to claim or vary a deduction for personal super contributions form, available in the forms library at cfs.com.au/forms or from the ATO.</p> <div style="border: 1px solid black; padding: 5px;"> <p>You must have already notified the trustee of your super fund and received an acknowledgement from the trustee before applying for a pension. You will not be able to lodge this request once you have commenced a pension.</p> </div> <p>Note: If you are making a Downsizer contribution, you will need to provide us with a Downsizer contribution into super form (available from the ATO). You must give your signed and dated election form to us either with the contribution or before it is made. It is not valid if the contribution is already made.</p> <p>Note: If you are making a CGT contribution, you will need to provide us with a CGT cap election form (available from the ATO) either with the contribution or before it is made. If you don't provide us with the form, we must treat the contribution as a non-concessional contribution and it will count towards your non-concessional contributions cap.</p> <p>Note: If you are making a personal injury payment, you will need to provide us with a contribution for personal injury election form (available from the ATO) either with the contribution or before it is made. If you don't provide us with this form, we must treat the contribution as a non-concessional contribution.</p> <p>Note: If you are making a re-contribution of COVID-19 early release of superannuation amounts, you will need to provide us with a Notice of re-contribution of COVID-19 early release amounts form (available from the ATO) either with the contribution or before it is made. If you don't provide us with this form, we must treat the contribution as a non-concessional contribution.</p> <p>We can receive Downsizer contributions, CGT contributions, personal injury contributions, and re-contributions of COVID-19 early release superannuation amounts in the form of a direct debit deduction from your bank account. We can't accept these payments via Electronically Funded Transfers or B_{PAY}.</p> <p>Due to regulatory changes, we can only receive SMSF rollovers via the SuperStream electronic payment system. Please contact your SMSF Administrator or SMSF messaging provider to facilitate your rollover.</p> <p>Please contact Investor Services on 13 13 36 or speak with your adviser if you require further information.</p>
Payment details ¹	Indicate your method of payment. If investing by direct debit, please complete your bank details.
Investment allocation	<p>Complete your investment allocation details including:</p> <ul style="list-style-type: none"> the option(s) you wish to invest in the percentage to be attributed to each option for initial investments the percentage to be attributed to each option for your regular investment plan (if applicable). <p>Note: If no investment option is selected, your investment will be delayed.</p>
Step 3 – Parts C and D	Other information and declaration – Complete sections 8–12
Auto-rebalancing facility	This facility allows you to rebalance the percentage amounts across each of your investment options, back in line with your preferred investment strategy. Please refer to the Reference Guide – FirstChoice Wholesale Personal Super and Pension for further details of this facility.
Adviser service fee	You only need to complete this section if you have agreed with your financial adviser to have an ongoing and/or one-off adviser service fee deducted from your investment.
Portfolio rebate	Select the investment option to which any portfolio rebate that may be applicable is to be credited. Refer to the PDS to see if you are eligible and for further details on the portfolio rebate.
Declaration and signature	Sign the declaration. If you are signing under an authority provided under a legally binding authority, such as a Power of Attorney or a Guardianship, please see below.

¹ We require a separate direct debit request to be completed in all cases where the bank account details do not exactly match the investor details on this account. In this case, you will need to obtain a separate direct debit request form, available from cfs.com.au/forms.

You or your adviser may also like to complete the 'Identification and Verification Form' on page B1 so that we can establish your identity (for the purposes of Anti-Money Laundering and Counter-Terrorism Financing laws) and assist us in processing any future withdrawal request efficiently.

Note: If you are signing under an authority provided under a legally binding authority, such as a Power of Attorney or a Guardianship, please comply with the following:

- Attach a certified copy of the document.
- Each page of the document must be certified by a Justice of the Peace, Notary Public or Solicitor.
- Should the document NOT contain a sample of the authority holder's signature, please also supply a certified copy of the identification documents for the authority holder, containing a sample of their signature, e.g. Driver's Licence, Passport, etc.
- The authority holder will also need to complete a 'Power of Attorney (POA) & Guardianship Order' form (to enable us to establish the identity of the authority holder) which can be obtained from our forms library at cfs.com.au or by phoning Investor Services on 13 13 36.

Default order for deduction of fees and portfolio rebates

Note: Where amounts are to be deducted from or credited to your investment; for example, insurance premiums, adviser service fees or portfolio rebates, and no option or an invalid option has been nominated by you, a default order exists. Generally, the default order draws from or credits to your more conservative option, as determined by us. Special rules may apply where you hold FirstRate Term Deposit options. Please call Investor Services on 13 13 36 should you require further information.

Direct Debit Request Service Agreement

This is your Direct Debit Service Agreement with Colonial First State Investments Limited, User ID 619909, ABN 98 002 348 352 (the Debit User). It explains what your obligations are when undertaking a Direct Debit arrangement with us. It also details what our obligations are to you as your Direct Debit provider. Please keep this agreement for future reference. It forms part of the terms and conditions of your Direct Debit Request (DDR) and should be read in conjunction with your DDR authorisation.

Our commitment to you

- We will send you regular transaction statements in addition to the initial confirmation of your drawings.
- Where the due date for a drawing falls on a non-business day, we will draw the amount on the next business day. If you are unsure about which day your account has or will be debited you should ask your financial institution.
- We may vary any details of this agreement or a Direct Debit Request at any time by giving you at least thirty (30) days written notice sent to the preferred email or address you have given us. If you are unhappy with any changes we make, you may cancel your direct debit arrangement without fee or charge by providing us with written notice as outlined under the heading 'Your rights'.
- We may terminate your direct debit arrangement if drawings are returned unpaid, or if debit is unsuccessful three times in any 12-month period.
- We may disclose your direct debit and related account details at the request of your financial institution in connection with a claim made for an alleged incorrect or wrongful debit, or to the extent specifically required by law. Otherwise, we will keep all information provided by you, and details of your nominated account at the financial institution, private and confidential.
- We will investigate and deal promptly with any queries, claims or complaints regarding debits, providing a response within 21 business days.

Your commitment to us

- It is your responsibility to check with your financial institution whether direct debiting is available from your account as direct debiting is not available through BECS on all accounts offered by financial institutions.
- It is your responsibility to ensure that the authorisation on the direct debit request is identical to the account signing instruction held by the financial institution of the nominated account.


- It is your responsibility to ensure at all times that sufficient funds are available in the nominated account to meet a drawing on the due date for payment.
- It is your responsibility to advise us if the account nominated by you to receive the drawings is altered, transferred or closed.
- It is your responsibility to arrange with us a suitable alternative payment method if the drawing arrangements are stopped either by you or by the nominated financial institution.
- It is your responsibility to meet any charges resulting from the use of the direct debit system. This may include fees charged by us as a result of drawings returned unpaid, such fees being equal to actual costs we incur.

Your rights

- You may request to defer or alter the agreed drawing schedule by giving written notice to us or by calling Investor Services on 13 13 36. Such notice should be received by us at least five business days prior to the due date for the next drawing.
- You may cancel the direct debit arrangement at any time by giving written notice to us or by calling Investor Services on 13 13 36. Such notice should be received by us at least five business days prior to the due date for the next drawing. Your nominated financial institution may also accept a request to cancel your direct debit arrangement with us.
- All transaction disputes, queries and claims should be raised directly with us. We will provide a verbal or written response within 21 business days from the date of the notice. If the claim/dispute is successful, we will reimburse you by way of cheque or electronic credit to your nominated account. Alternatively you can contact your financial institution for assistance.

Please phone Investor Services on 13 13 36 with any enquiries or send an email to contactus@cfs.com.au.

FirstChoice Wholesale Personal Super Application Form



16 November 2024

SAVE FORM

PRINT FORM

Units in FirstChoice Wholesale Personal Super will only be issued on receipt of the completed application form and any documents required to be attached, issued together with the PDS dated 16 November 2024. You should read all parts of the current PDS before applying. Refer to the Application form checklist for instructions on how to complete this form. Please phone Investor Services on 13 13 36 with any enquiries.

Complete this form using **BLACK INK** and print well within the boxes in **CAPITAL LETTERS**. Mark appropriate answer boxes with a cross . Start at the left of each answer space and leave a gap between words.

Fields marked with an asterisk (*) **must** be completed for the purposes of anti-money laundering laws.

The Target Market Determinations (TMD) for our financial products can be found at cfs.com.au/tmd and include a description of who the financial product is appropriate for.

PART A – YOUR DETAILS

1 ACCOUNT DETAILS

This is a new account

This is a new account to be linked to my account number

This is an additional investment into my account number

2 INVESTOR DETAILS

Title
Mr Mrs Miss Ms Other

Gender
Male Female

Full given name(s)*

Surname*

You are not obliged to disclose your Tax File Number (TFN), but there may be tax consequences. Refer to the PDS for information on the implications of not providing your TFN.

TFN

If you have (an) existing FirstChoice superannuation and/or pension account(s) with Avanteos Investments Limited (AIL), it is possible that you may have already provided us with your TFN. We are authorised under the *Superannuation Industry (Supervision) Act* (Cth) to collect your TFN for this application. We may also use your TFN to administer other superannuation and/or pension accounts you hold with us in the future. Where we use your TFN in this way, we will only use it for legal purposes, such as to calculate tax on your benefits, provide information to the Commissioner of Taxation or search for your other super accounts.

Yes, use my existing TFN information for this application

No, do not use my existing TFN information for this application

Date of birth*
 (dd/mm/yyyy)

Are you a permanent resident of Australia?*

Your main country of residence, if not Australia*

Occupation* (If retired, state RETIRED)

Go to cfs.com.au/occupationandindustry for a list of occupations

3 CONTACT DETAILS

Australian residential address (PO Box is NOT acceptable)*

Unit number	<input type="text"/>	Street number	<input type="text"/>	Street name	<input type="text"/>				
Suburb	<input type="text"/>			State	<input type="text"/>	Postcode	<input type="text"/>	Country	AUSTRALIA

Postal address (if different to above)

Unit number	<input type="text"/>	Street number	<input type="text"/>	PO Box	<input type="text"/>	Street name	<input type="text"/>		
Suburb	<input type="text"/>			State	<input type="text"/>	Postcode	<input type="text"/>	Country	<input type="text"/>

Mobile phone number*

Work phone number

Home phone number

Email address*

Note: We require your mobile number and email address to help administer your account as outlined below.

We will use your contact details in the following way:

By providing your email address and mobile number you are consenting to receive important information about your account including statements, transaction confirmations, significant event notices, education and market updates via email, your account online, SMS, mobile phone app or other electronic means. You are also consenting to receive marketing communications about our products and services.

Please note, you are able to change your communications preferences at any time via your secure online login or by calling us on 13 13 36. However, you are unable to opt out of receiving communications which we are required to send you by law.

Your contact details will also be used for security validations and to provide secure access to your account. For more information refer to the CFS Privacy Policy, which is available on our website at cfs.com.au/privacy.

4 ONLINE SERVICES

Please note that you will be automatically granted access to manage your investment through FirstNet. Online access is provided under the terms and conditions provided in the Reference Guide – FirstChoice Wholesale Personal Super and Pension.

Cross (X) this box if you **do not** wish to have online access to your investment.

PART B – YOUR INVESTMENT

5 CONTRIBUTION/ROLLOVER DETAILS

Please indicate below the amount of your contribution and/or rollover. If you have multiple contributions and/or rollovers and wish to invest in a FirstRate Term Deposit and only open one term deposit, cross (X) the box on page A15. We will then hold funds in FirstRate Saver until all application monies are received.

	Investment or contribution amount	Regular investment plan (Minimum \$100 per month)
(a) Personal contribution	\$ <input style="width: 150px; height: 20px;" type="text"/>	\$ <input style="width: 150px; height: 20px;" type="text"/>

If you intend to claim a tax deduction for your personal contributions, you will need to provide us with a completed 'Notice of intent to claim or vary a deduction for personal super contributions' form, available on cfs.com.au or from the ATO. If you are aged 67 to 74 at the time of the contribution, you must also meet the ATO's work test or work test exemption to be eligible to claim a tax deduction for a personal contribution.

(b) Employer contribution	\$ <input style="width: 150px; height: 20px;" type="text"/>	\$ <input style="width: 150px; height: 20px;" type="text"/>
(c) Salary sacrifice	\$ <input style="width: 150px; height: 20px;" type="text"/>	\$ <input style="width: 150px; height: 20px;" type="text"/>
(d) Spouse contribution	\$ <input style="width: 150px; height: 20px;" type="text"/>	\$ <input style="width: 150px; height: 20px;" type="text"/>
(e) Rollover	\$ <input style="width: 150px; height: 20px;" type="text"/>	

If (e) is selected, provide the following information and ensure that your previous super funds have been instructed to roll over your funds. If you would like us to initiate this rollover on your behalf, complete the 'Consolidate my super' form.

Name of previous institution	Approximate amount
<input style="width: 250px; height: 20px;" type="text"/>	\$ <input style="width: 150px; height: 20px;" type="text"/>
<input style="width: 250px; height: 20px;" type="text"/>	\$ <input style="width: 150px; height: 20px;" type="text"/>
<input style="width: 250px; height: 20px;" type="text"/>	\$ <input style="width: 150px; height: 20px;" type="text"/>
<input style="width: 250px; height: 20px;" type="text"/>	\$ <input style="width: 150px; height: 20px;" type="text"/>
<input style="width: 250px; height: 20px;" type="text"/>	\$ <input style="width: 150px; height: 20px;" type="text"/>
<input style="width: 250px; height: 20px;" type="text"/>	\$ <input style="width: 150px; height: 20px;" type="text"/>
<input style="width: 250px; height: 20px;" type="text"/>	\$ <input style="width: 150px; height: 20px;" type="text"/>
<input style="width: 250px; height: 20px;" type="text"/>	\$ <input style="width: 150px; height: 20px;" type="text"/>
<input style="width: 250px; height: 20px;" type="text"/>	\$ <input style="width: 150px; height: 20px;" type="text"/>
<input style="width: 250px; height: 20px;" type="text"/>	\$ <input style="width: 150px; height: 20px;" type="text"/>
<input style="width: 250px; height: 20px;" type="text"/>	\$ <input style="width: 150px; height: 20px;" type="text"/>
<input style="width: 250px; height: 20px;" type="text"/>	\$ <input style="width: 150px; height: 20px;" type="text"/>
<input style="width: 250px; height: 20px;" type="text"/>	\$ <input style="width: 150px; height: 20px;" type="text"/>
<input style="width: 250px; height: 20px;" type="text"/>	\$ <input style="width: 150px; height: 20px;" type="text"/>

(f) CGT contribution	\$ <input style="width: 150px; height: 20px;" type="text"/>
----------------------	---

Please provide a 'Capital gains tax cap election' form at the time you make the contribution (available from the ATO).

(g) Personal injury payment	\$ <input style="width: 150px; height: 20px;" type="text"/>
-----------------------------	---

Please provide a 'Contribution for personal injury election' form at the time you make the contribution (available from the ATO).

(h) Downsizer contribution	\$ <input style="width: 150px; height: 20px;" type="text"/>
----------------------------	---

You must have reached age 55 to make a downsizer contribution. Please provide a 'Downsizer contribution into superannuation' form at the time you make the contribution (available from the ATO).

(i) Re-contribution of COVID-19 early release superannuation amounts	\$ <input style="width: 150px; height: 20px;" type="text"/>
--	---

Please provide a 'Notice of re-contribution of COVID-19 early release amounts' form at the time you make the contribution (available from the ATO).

TOTAL INVESTMENT	\$ <input style="width: 150px; height: 20px;" type="text"/>	\$ <input style="width: 150px; height: 20px;" type="text"/>
-------------------------	--	--

6 PAYMENT DETAILS

How will this investment be made? **NOTE:** Cash is not accepted. We can only accept funds in Australian dollars.

WOULD YOU LIKE US TO DIRECT DEBIT THE FUNDS FROM YOUR BANK ACCOUNT?

Direct debit
(One-off
investment)

Complete your bank account details below so we can deduct the funds from your nominated account. Please ensure cleared funds are available.

Earliest date funds are to be direct debited (dd/mm/yyyy)
(leave blank if we can direct debit when your application is processed)

Direct debit
(Regular
investment plan)

Complete your bank account details below so we can deduct the funds from your nominated account. Also complete **section 7**.

You can only nominate a bank account that is held in the name on this application. If you wish to nominate a bank account that is held in a different name(s), please complete a separate 'Direct Debit Request' form, available from our forms library. By providing your bank account details in this section, you authorise Colonial First State Investments Limited ABN 98 002 348 352 AFSL 232468 (CFSIL) to use these details for all future transaction requests that you nominate. Refer to the 'Direct Debit Request Service Agreement' in the Application form checklist.

Provide your account details below if you have requested us to debit or credit your bank account.

Name of Australian financial institution

Branch name

Branch number (BSB)

 -

Account number

Name of account holder

OR WOULD YOU LIKE TO TRANSFER THE FUNDS TO YOUR FIRSTCHOICE ACCOUNT?

Electronic funds
transfer (EFT)

Go to cfs.com.au/paymentoptions for details on how to make an EFT payment to your account

BPAY

Go to cfs.com.au/paymentoptions or www.bpay.com.au for details on how to make a BPAY payment to your account

ARE THERE FUNDS COMING FROM ANOTHER SUPER ACCOUNT?

External rollover

Complete the 'Consolidate my super' form and **section 5** of this form

Internal rollover¹

If you are rolling funds from another AIL superannuation account, you do not need to complete the 'Consolidate my super' form. **Please provide details on page A5.**

¹ If you are transferring from FirstChoice Employer Super and your new employer will be contributing to this account, please ensure that you have supplied your new employer with a choice of fund nomination form. This will ensure they can continue to contribute to FirstChoice Wholesale Personal Super.

6 PAYMENT DETAILS (CONTINUED)

INTERNAL FIRSTCHOICE ROLLOVER – 1

I would like to transfer funds from my existing FirstChoice superannuation or pension account number

Cross (X) one box only

- I would like to transfer the entire balance. I understand that doing this will close my existing account.
- Transfer exactly \$ to open this new account.
- Transfer the balance leaving exactly \$ in my above mentioned existing account.

Leave the remaining funds invested in the following investment allocation:

If no investment allocation is indicated, we will leave the balance in your current weightings.

Transfer of insurance within FirstChoice superannuation accounts

Would you like to transfer your existing insurance cover (if applicable)? Yes No

Note: If a selection is not made, insurance cover cannot be transferred at a later date. A new insurance application form will be required. If you are requesting an increase to your cover, you will need to complete the insurance application form in our FirstChoice Wholesale Personal Super Insurance booklet. If you wish to transfer cover from an external superannuation fund (including Commonwealth Essential Super), you will need to complete the 'Transfer of insurance cover' form, available from our forms library at cfs.com.au/forms

INTERNAL FIRSTCHOICE ROLLOVER – 2

I would like to transfer funds from my existing FirstChoice superannuation or pension account number

Cross (X) one box only

- I would like to transfer the entire balance. I understand that doing this will close my existing account.
- Transfer exactly \$ to open this new account.
- Transfer the balance leaving exactly \$ in my above mentioned existing account.

Leave the remaining funds invested in the following investment allocation:

If no investment allocation is indicated, we will leave the balance in your current weightings.

Transfer of insurance within FirstChoice superannuation accounts

Would you like to transfer your existing insurance cover (if applicable)? Yes No

Note: If a selection is not made, insurance cover cannot be transferred at a later date. A new insurance application form will be required. If you are requesting an increase to your cover, you will need to complete the insurance application form in our FirstChoice Wholesale Personal Super Insurance booklet. If you wish to transfer cover from an external superannuation fund (including Commonwealth Essential Super), you will need to complete the 'Transfer of insurance cover' form, available from our forms library at cfs.com.au/forms

7 INVESTMENT ALLOCATION

Please specify the percentage you wish to invest in each option. Total must equal 100%.

The minimum regular investment plan amount is \$100 per month. If no investment option, or an invalid option is selected, your investment will be delayed. Regular investment plans cannot be commenced until initial funds are received.

Cross (X) this box if you would like to increase your regular investment plan amount in line with inflation (CPI) each year (or 3%, whichever is the greater). **Note:** This is not available for employer or salary sacrifice contributions.

FIRSTCHOICE MANAGED ACCOUNTS AND MODEL PORTFOLIOS (ADVISER USE ONLY)

Invest all funds per the FirstChoice Managed Account or Model Portfolio
Managed Account or Model Portfolio Name:

Risk measure categories

The table below outlines the different risk measure categories of the investment options. Please refer to the Investment Options Menu for more information on risk measure categories.

Risk band	Risk label	Estimated number of negative annual returns over any 20-year period
1	Very low	Less than 0.5
2	Low	0.5 to less than 1
3	Low to medium	1 to less than 2
4	Medium	2 to less than 3
5	Medium to high	3 to less than 4
6	High	4 to less than 6
7	Very high	6 or greater

Option name	Option code	Minimum suggested timeframe	Risk band	Initial or additional investments	Regular investment plan (per month)
CFS OPTIONS					
CFS Defensive	001	At least 3 years	3	<input type="text"/> %	<input type="text"/> %
CFS Conservative	013	At least 3 years	4	<input type="text"/> %	<input type="text"/> %
CFS Diversified	311	At least 5 years	5	<input type="text"/> %	<input type="text"/> %
CFS Moderate	014	At least 5 years	5	<input type="text"/> %	<input type="text"/> %
CFS Balanced	251	At least 5 years	6	<input type="text"/> %	<input type="text"/> %
CFS Real Return	632	At least 5 years	5	<input type="text"/> %	<input type="text"/> %
CFS Growth	015	At least 5 years	6	<input type="text"/> %	<input type="text"/> %
CFS High Growth	032	At least 7 years	6	<input type="text"/> %	<input type="text"/> %
CFS Geared Growth Plus ³	240	At least 7 years	7	<input type="text"/> %	<input type="text"/> %
CFS Enhanced Cash	614	No minimum	1	<input type="text"/> %	<input type="text"/> %
CFS Fixed Interest	012	At least 3 years	5	<input type="text"/> %	<input type="text"/> %
CFS Australian Share	016	At least 7 years	7	<input type="text"/> %	<input type="text"/> %
CFS Australian Small Companies ³	071	At least 7 years	7	<input type="text"/> %	<input type="text"/> %
CFS Global Share	017	At least 7 years	7	<input type="text"/> %	<input type="text"/> %
CFS Global Share – Hedged	101	At least 7 years	7	<input type="text"/> %	<input type="text"/> %
CFS Emerging Markets ³	233	At least 7 years	7	<input type="text"/> %	<input type="text"/> %
CFS Property Securities ⁴	018	At least 7 years	7	<input type="text"/> %	<input type="text"/> %

Refer to page A15 for footnotes 1-6.

7 INVESTMENT ALLOCATION (CONTINUED)

Option name	Option code	Minimum suggested timeframe	Risk band	Initial or additional investments	Regular investment plan (per month)
CFS Global Property Securities ⁴	204	At least 7 years	7	<input type="text"/> %	<input type="text"/> %
CFS Global Infrastructure Securities ³	205	At least 7 years	7	<input type="text"/> %	<input type="text"/> %
CFS Geared Australian Share (Multi-Manager) ³	206	At least 7 years	7	<input type="text"/> %	<input type="text"/> %
CFS Geared Global Share ³	046	At least 7 years	7	<input type="text"/> %	<input type="text"/> %
CFS Geared Share ³	045	At least 7 years	7	<input type="text"/> %	<input type="text"/> %
CFS ETF Exposure Series					
CFS ETF Exposure Series: US Treasury Bills	623	At least 7 years	7	<input type="text"/> %	<input type="text"/> %
CFS ETF Exposure Series: Physical Gold	397	At least 7 years	7	<input type="text"/> %	<input type="text"/> %
CFS ETF Exposure Series: All-World ex-US Shares	398	At least 7 years	7	<input type="text"/> %	<input type="text"/> %
CFS ETF Exposure Series: US Shares	396	At least 7 years	7	<input type="text"/> %	<input type="text"/> %
CFS Lifestage					
CFS Lifestage 1945–49	605	At least 5 years	5	<input type="text"/> %	<input type="text"/> %
CFS Lifestage 1950–54	604	At least 5 years	5	<input type="text"/> %	<input type="text"/> %
CFS Lifestage 1955–59	603	At least 5 years	5	<input type="text"/> %	<input type="text"/> %
CFS Lifestage 1960–64	602	At least 7 years	6	<input type="text"/> %	<input type="text"/> %
CFS Lifestage 1965–69	601	At least 10 years	6	<input type="text"/> %	<input type="text"/> %
CFS Lifestage 1970–74	600	At least 10 years	6	<input type="text"/> %	<input type="text"/> %
CFS Lifestage 1975–79	599	At least 10 years	6	<input type="text"/> %	<input type="text"/> %
CFS Lifestage 1980–84	598	At least 10 years	6	<input type="text"/> %	<input type="text"/> %
CFS Lifestage 1985–89	597	At least 10 years	6	<input type="text"/> %	<input type="text"/> %
CFS Lifestage 1990–94	596	At least 10 years	6	<input type="text"/> %	<input type="text"/> %
CFS Lifestage 1995–99	595	At least 10 years	6	<input type="text"/> %	<input type="text"/> %
CFS Lifestage 2000–04	594	At least 10 years	6	<input type="text"/> %	<input type="text"/> %
CFS Lifestage 2005–09	593	At least 10 years	6	<input type="text"/> %	<input type="text"/> %
CFS Sustainability					
CFS Thrive+ Sustainable Growth	381	At least 5 years	6	<input type="text"/> %	<input type="text"/> %
CFS Enhanced Index Series					
CFS Enhanced Index Conservative	005	At least 3 years	4	<input type="text"/> %	<input type="text"/> %
CFS Enhanced Index Diversified	008	At least 5 years	5	<input type="text"/> %	<input type="text"/> %
CFS Enhanced Index Moderate	312	At least 5 years	5	<input type="text"/> %	<input type="text"/> %
CFS Enhanced Index Balanced	022	At least 5 years	6	<input type="text"/> %	<input type="text"/> %
CFS Enhanced Index Growth	099	At least 5 years	6	<input type="text"/> %	<input type="text"/> %
CFS Enhanced Index High Growth	034	At least 7 years	6	<input type="text"/> %	<input type="text"/> %

Refer to page A15 for footnotes 1–6.

7 INVESTMENT ALLOCATION (CONTINUED)

Option name	Option code	Minimum suggested timeframe	Risk band	Initial or additional investments	Regular investment plan (per month)
CFS Index Series					
CFS Index Conservative	353	At least 3 years	4	<input type="text"/> %	<input type="text"/> %
CFS Index Diversified	354	At least 5 years	5	<input type="text"/> %	<input type="text"/> %
CFS Index Moderate	356	At least 5 years	5	<input type="text"/> %	<input type="text"/> %
CFS Index Balanced	357	At least 5 years	6	<input type="text"/> %	<input type="text"/> %
CFS Index Growth	355	At least 5 years	6	<input type="text"/> %	<input type="text"/> %
CFS Index High Growth	358	At least 7 years	6	<input type="text"/> %	<input type="text"/> %
CFS Index Australian Bond	086	At least 3 years	4	<input type="text"/> %	<input type="text"/> %
CFS Index Global Bond	344	At least 3 years	5	<input type="text"/> %	<input type="text"/> %
CFS Index Australian Share	028	At least 7 years	7	<input type="text"/> %	<input type="text"/> %
CFS Index Global Share	041	At least 7 years	7	<input type="text"/> %	<input type="text"/> %
CFS Index Global Share – Hedged	095	At least 7 years	7	<input type="text"/> %	<input type="text"/> %
CFS Index Property Securities ⁴	087	At least 7 years	7	<input type="text"/> %	<input type="text"/> %
CFS Index Global Property Securities ⁴	250	At least 7 years	7	<input type="text"/> %	<input type="text"/> %
CFS Index Global Listed Infrastructure Securities ⁴	359	At least 7 years	7	<input type="text"/> %	<input type="text"/> %
CFS Geared Index Australian Share ³	366	At least 7 years	7	<input type="text"/> %	<input type="text"/> %
CFS Geared Index Global Share ³	367	At least 7 years	7	<input type="text"/> %	<input type="text"/> %
MULTI-SECTOR OPTIONS					
Alternative income					
Pendal Monthly Income Plus	094	At least 5 years	5	<input type="text"/> %	<input type="text"/> %
Conservative					
AZ Sestante Conservative	330	At least 3 years	4	<input type="text"/> %	<input type="text"/> %
Context Capital Short Term	607	At least 3 years	4	<input type="text"/> %	<input type="text"/> %
Perpetual Conservative Growth	006	At least 3 years	4	<input type="text"/> %	<input type="text"/> %
Moderate					
AZ Sestante Diversified	331	At least 5 years	5	<input type="text"/> %	<input type="text"/> %
Context Capital Medium Term	608	At least 5 years	5	<input type="text"/> %	<input type="text"/> %
Evidentia Medium Term	610	At least 5 years	5	<input type="text"/> %	<input type="text"/> %
Perpetual Diversified Growth	009	At least 5 years	5	<input type="text"/> %	<input type="text"/> %
Growth					
Pendal Sustainable Balanced	030	At least 5 years	6	<input type="text"/> %	<input type="text"/> %
Perpetual Balanced Growth	031	At least 5 years	6	<input type="text"/> %	<input type="text"/> %

Refer to page A15 for footnotes 1-6.

7 INVESTMENT ALLOCATION (CONTINUED)

Option name	Option code	Minimum suggested timeframe	Risk band	Initial or additional investments	Regular investment plan (per month)
Diversified real return					
Drummond Dynamic Plus ¹	625	At least 5 years	6	<input type="text"/> %	<input type="text"/> %
Perpetual Diversified Real Return	147	At least 5 years	6	<input type="text"/> %	<input type="text"/> %
Schroder Real Return	303	At least 5 years	6	<input type="text"/> %	<input type="text"/> %
High growth					
AZ Sestante Growth	332	At least 7 years	6	<input type="text"/> %	<input type="text"/> %
Context Capital Long Term	609	At least 7 years	6	<input type="text"/> %	<input type="text"/> %
Evidentia Long Term	611	At least 7 years	6	<input type="text"/> %	<input type="text"/> %
SINGLE MANAGER SINGLE-SECTOR					
Cash and deposits					
FirstRate Saver	800	No minimum	1	<input type="text"/> %	<input type="text"/> %
FirstRate Saver Non-Auto-rebalancing	805	No minimum	1	<input type="text"/> %	<input type="text"/> %
FirstRate Term Deposits⁵ – Refer to page A13 for the options available					
Enhanced cash					
First Sentier Strategic Cash	011	No minimum	1	<input type="text"/> %	<input type="text"/> %
Short duration fixed interest					
Daintree Core Income	047	At least 3 years	4	<input type="text"/> %	<input type="text"/> %
Franklin Australian Absolute Return Bond	368	At least 3 years	4	<input type="text"/> %	<input type="text"/> %
Janus Henderson Diversified Credit	078	At least 3 years	4	<input type="text"/> %	<input type="text"/> %
Kapstream Absolute Return Income	302	At least 3 years	4	<input type="text"/> %	<input type="text"/> %
Macquarie Income Opportunities	252	At least 3 years	4	<input type="text"/> %	<input type="text"/> %
Mutual Income	612	At least 3 years	4	<input type="text"/> %	<input type="text"/> %
Perpetual Diversified Income	103	At least 3 years	4	<input type="text"/> %	<input type="text"/> %
PM Capital Enhanced Yield ¹	091	At least 3 years	4	<input type="text"/> %	<input type="text"/> %
Schroder Absolute Return Income	079	At least 3 years	4	<input type="text"/> %	<input type="text"/> %
Yarra Enhanced Income	624	At least 3 years	4	<input type="text"/> %	<input type="text"/> %
Diversified fixed interest					
Bentham Global Income	334	At least 3 years	5	<input type="text"/> %	<input type="text"/> %
Brandywine Global Income Optimiser ¹	313	At least 3 years	5	<input type="text"/> %	<input type="text"/> %
Colchester Global Government Bond	362	At least 3 years	5	<input type="text"/> %	<input type="text"/> %
Colchester Emerging Market Bond	638	At least 3 years	5	<input type="text"/> %	<input type="text"/> %
Fortlake Real Income ¹	637	At least 3 years	5	<input type="text"/> %	<input type="text"/> %
Macquarie Dynamic Bond	002	At least 3 years	5	<input type="text"/> %	<input type="text"/> %
MetLife Global Impact Bond	337	At least 3 years	5	<input type="text"/> %	<input type="text"/> %

Refer to page A15 for footnotes 1-6.

7 INVESTMENT ALLOCATION (CONTINUED)

Option name	Option code	Minimum suggested timeframe	Risk band	Initial or additional investments	Regular investment plan (per month)
PIMCO Diversified Fixed Interest	369	At least 3 years	5	<input type="text"/> %	<input type="text"/> %
PIMCO Global Bond	276	At least 3 years	5	<input type="text"/> %	<input type="text"/> %
T. Rowe Price Dynamic Global Bond	394	At least 3 years	5	<input type="text"/> %	<input type="text"/> %
UBS Diversified Fixed Income	254	At least 3 years	5	<input type="text"/> %	<input type="text"/> %
Australian fixed interest					
Janus Henderson Tactical Income	606	At least 3 years	4	<input type="text"/> %	<input type="text"/> %
Macquarie Australian Fixed Interest	084	At least 3 years	4	<input type="text"/> %	<input type="text"/> %
Pendal Sustainable Australian Fixed Interest	129	At least 3 years	4	<input type="text"/> %	<input type="text"/> %
PIMCO Australian Bond	003	At least 3 years	4	<input type="text"/> %	<input type="text"/> %
Western Asset Australian Bond	385	At least 3 years	4	<input type="text"/> %	<input type="text"/> %
Alternatives⁶					
Suggested to be no more than 20% of your portfolio					
Acadian Defensive Income	236	At least 3 years	4	<input type="text"/> %	<input type="text"/> %
Aspect Absolute Return ¹	333	At least 5 years	5	<input type="text"/> %	<input type="text"/> %
Aspect Diversified Futures ¹	261	At least 5 years	5	<input type="text"/> %	<input type="text"/> %
BlackRock Global Liquid Alternatives ¹	304	At least 5 years	5	<input type="text"/> %	<input type="text"/> %
Lower volatility share					
AB Managed Volatility Equities	083	At least 7 years	7	<input type="text"/> %	<input type="text"/> %
Acadian Global Managed Volatility Equity	277	At least 7 years	7	<input type="text"/> %	<input type="text"/> %
Merlon Australian Share Income	234	At least 7 years	6	<input type="text"/> %	<input type="text"/> %
State Street Australian Equity	027	At least 7 years	7	<input type="text"/> %	<input type="text"/> %
Australian share					
Acadian Core Australian Equity	096	At least 7 years	7	<input type="text"/> %	<input type="text"/> %
Airlie Australian Share	037	At least 7 years	7	<input type="text"/> %	<input type="text"/> %
Alphinity Sustainable Share	324	At least 7 years	7	<input type="text"/> %	<input type="text"/> %
Antares Ex-20 Australian Equities	626	At least 7 years	7	<input type="text"/> %	<input type="text"/> %
Ausbil Active Sustainable Equity	025	At least 7 years	7	<input type="text"/> %	<input type="text"/> %
Ausbil Australian Active Equity	036	At least 7 years	7	<input type="text"/> %	<input type="text"/> %
Bennelong Ex-20 Australian Equities	314	At least 7 years	7	<input type="text"/> %	<input type="text"/> %
DNR Capital Australian Equities High Conviction	393	At least 7 years	7	<input type="text"/> %	<input type="text"/> %
DNR Capital Australian Equities Income	068	At least 7 years	7	<input type="text"/> %	<input type="text"/> %
Fidelity Australian Equities	050	At least 7 years	7	<input type="text"/> %	<input type="text"/> %
First Sentier Concentrated Australian Share	088	At least 7 years	7	<input type="text"/> %	<input type="text"/> %
First Sentier Imputation	024	At least 7 years	7	<input type="text"/> %	<input type="text"/> %
Infinity Core Australian Equity	618	At least 7 years	7	<input type="text"/> %	<input type="text"/> %

Refer to page A15 for footnotes 1-6.

7 INVESTMENT ALLOCATION (CONTINUED)

Option name	Option code	Minimum suggested timeframe	Risk band	Initial or additional investments	Regular investment plan (per month)
Investors Mutual Australian Share	074	At least 7 years	7	<input type="text"/> %	<input type="text"/> %
Lazard Select Australian Equity	069	At least 7 years	7	<input type="text"/> %	<input type="text"/> %
Martin Currie Australia Equity Income	232	At least 7 years	7	<input type="text"/> %	<input type="text"/> %
Pendal Australian Share	038	At least 7 years	7	<input type="text"/> %	<input type="text"/> %
Pendal Sustainable Australian Share	073	At least 7 years	7	<input type="text"/> %	<input type="text"/> %
Perennial Value Australian Share	075	At least 7 years	7	<input type="text"/> %	<input type="text"/> %
Perpetual Australian Share	111	At least 7 years	7	<input type="text"/> %	<input type="text"/> %
Perpetual Industrial Share	026	At least 7 years	7	<input type="text"/> %	<input type="text"/> %
Platypus Australian Equities	035	At least 7 years	7	<input type="text"/> %	<input type="text"/> %
RQI Australian Value	241	At least 7 years	7	<input type="text"/> %	<input type="text"/> %
Schroder Australian Equity	039	At least 7 years	7	<input type="text"/> %	<input type="text"/> %
Solaris Core Australian Equity	072	At least 7 years	7	<input type="text"/> %	<input type="text"/> %
WaveStone Australian Share	092	At least 7 years	7	<input type="text"/> %	<input type="text"/> %
Australian share – small companies⁶				Suggested to be no more than 30% of your portfolio	
Ausbil Australian Emerging Leaders	211	At least 7 years	7	<input type="text"/> %	<input type="text"/> %
Celeste Australian Small Companies	049	At least 7 years	7	<input type="text"/> %	<input type="text"/> %
Eiger Australian Small Companies	374	At least 7 years	7	<input type="text"/> %	<input type="text"/> %
First Sentier Australian Small Companies	089	At least 7 years	7	<input type="text"/> %	<input type="text"/> %
Infinity SMID Australian Equity	619	At least 7 years	7	<input type="text"/> %	<input type="text"/> %
Investors Mutual Future Leaders	081	At least 7 years	7	<input type="text"/> %	<input type="text"/> %
Longwave Australian Small Companies	080	At least 7 years	7	<input type="text"/> %	<input type="text"/> %
OC Premium Small Companies	318	At least 7 years	7	<input type="text"/> %	<input type="text"/> %
RQI Australian Small Cap Value	242	At least 7 years	7	<input type="text"/> %	<input type="text"/> %
Global share					
Acadian Global Equity	048	At least 7 years	7	<input type="text"/> %	<input type="text"/> %
Antipodes Global ¹	259	At least 7 years	7	<input type="text"/> %	<input type="text"/> %
Baillie Gifford Sustainable Growth	365	At least 7 years	7	<input type="text"/> %	<input type="text"/> %
Baillie Gifford Long Term Global Growth	270	At least 7 years	7	<input type="text"/> %	<input type="text"/> %
Barrow Hanley Concentrated Global Share	043	At least 7 years	7	<input type="text"/> %	<input type="text"/> %
Barrow Hanley Global Share	064	At least 7 years	7	<input type="text"/> %	<input type="text"/> %
Capital Group New Perspective	197	At least 7 years	7	<input type="text"/> %	<input type="text"/> %
Capital Group New Perspective – Hedged	640	At least 7 years	7	<input type="text"/> %	<input type="text"/> %
Epoch Global Equity Shareholder Yield	238	At least 7 years	7	<input type="text"/> %	<input type="text"/> %

Refer to page A15 for footnotes 1-6.

7 INVESTMENT ALLOCATION (CONTINUED)

Option name	Option code	Minimum suggested timeframe	Risk band	Initial or additional investments	Regular investment plan (per month)
GQG Partners Global Equity	388	At least 7 years	7	<input type="text"/> %	<input type="text"/> %
GQG Partners Global Equity – Hedged	627	At least 7 years	7	<input type="text"/> %	<input type="text"/> %
Hyperion Global Growth Companies	378	At least 7 years	7	<input type="text"/> %	<input type="text"/> %
Intermede Global Equities	390	At least 7 years	7	<input type="text"/> %	<input type="text"/> %
Magellan Global Share	267	At least 7 years	7	<input type="text"/> %	<input type="text"/> %
Magellan Global Share – Hedged	326	At least 7 years	7	<input type="text"/> %	<input type="text"/> %
MFS Global Equity	063	At least 7 years	7	<input type="text"/> %	<input type="text"/> %
Nanuk New World	384	At least 7 years	7	<input type="text"/> %	<input type="text"/> %
Pendal Global Select	257	At least 7 years	7	<input type="text"/> %	<input type="text"/> %
Royal London Concentrated Global Share	076	At least 7 years	7	<input type="text"/> %	<input type="text"/> %
Royal London Core Global Share	628	At least 7 years	7	<input type="text"/> %	<input type="text"/> %
RQI Global Value	243	At least 7 years	7	<input type="text"/> %	<input type="text"/> %
RQI Global Value – Hedged	244	At least 7 years	7	<input type="text"/> %	<input type="text"/> %
Stewart Investors Worldwide Leaders Sustainability	029	At least 7 years	7	<input type="text"/> %	<input type="text"/> %
Talaria Global Equity	376	At least 7 years	7	<input type="text"/> %	<input type="text"/> %
T. Rowe Price Global Equity	042	At least 7 years	7	<input type="text"/> %	<input type="text"/> %
T. Rowe Price Global Equity – Hedged	377	At least 7 years	7	<input type="text"/> %	<input type="text"/> %
Global share – emerging markets⁶				Suggested to be no more than 30% of your portfolio	
Aikya Emerging Markets Opportunities	260	At least 7 years	7	<input type="text"/> %	<input type="text"/> %
Fidelity Asia	379	At least 7 years	7	<input type="text"/> %	<input type="text"/> %
Pendal Global Emerging Market Opportunities	336	At least 7 years	7	<input type="text"/> %	<input type="text"/> %
Platinum Asia ¹	258	At least 7 years	7	<input type="text"/> %	<input type="text"/> %
RQI Emerging Markets Value	263	At least 7 years	7	<input type="text"/> %	<input type="text"/> %
Skerryvore Global Emerging Markets All-Cap	202	At least 7 years	7	<input type="text"/> %	<input type="text"/> %
Specialist share⁶				Suggested to be no more than 30% of your portfolio	
Acadian Australian Equity Long Short	097	At least 7 years	7	<input type="text"/> %	<input type="text"/> %
Acadian Global Equity Long Short	203	At least 7 years	7	<input type="text"/> %	<input type="text"/> %
Bell Global Emerging Companies	375	At least 7 years	7	<input type="text"/> %	<input type="text"/> %
CFS – Wellington Global Health & Biotechnology	060	At least 7 years	7	<input type="text"/> %	<input type="text"/> %
CFS – Wellington Global Small Companies	077	At least 7 years	7	<input type="text"/> %	<input type="text"/> %
CFS – Wellington Global Technology & Communications	058	At least 7 years	7	<input type="text"/> %	<input type="text"/> %
Janus Henderson Global Natural Resources	040	At least 7 years	7	<input type="text"/> %	<input type="text"/> %

Refer to page A15 for footnotes 1-6.

7 INVESTMENT ALLOCATION (CONTINUED)

Option name	Option code	Minimum suggested timeframe	Risk band	Initial or additional investments	Regular investment plan (per month)
L1 Capital Catalyst	630	At least 7 years	7	<input type="text"/> %	<input type="text"/> %
Perpetual Share-Plus Long-Short ¹	613	At least 7 years	7	<input type="text"/> %	<input type="text"/> %
Platinum International ¹	070	At least 7 years	7	<input type="text"/> %	<input type="text"/> %
PM Capital Global Companies ¹	100	At least 7 years	7	<input type="text"/> %	<input type="text"/> %
Sage Capital Equity Plus ¹	387	At least 7 years	7	<input type="text"/> %	<input type="text"/> %
Australian property and infrastructure securities⁶		Suggested to be no more than 50% of your portfolio			
First Sentier Property Securities	065	At least 7 years	7	<input type="text"/> %	<input type="text"/> %
Ironbark Property Securities	044	At least 7 years	7	<input type="text"/> %	<input type="text"/> %
Martin Currie Real Income	235	At least 7 years	7	<input type="text"/> %	<input type="text"/> %
Pendal Property Investment	066	At least 7 years	7	<input type="text"/> %	<input type="text"/> %
Global property and infrastructure securities⁶		Suggested to be no more than 50% of your portfolio			
ClearBridge RARE Infrastructure Value	226	At least 7 years	7	<input type="text"/> %	<input type="text"/> %
Cohen & Steers Global Listed Infrastructure	265	At least 7 years	7	<input type="text"/> %	<input type="text"/> %
First Sentier Global Property Securities	093	At least 7 years	7	<input type="text"/> %	<input type="text"/> %
Macquarie Global Listed Real Estate	271	At least 7 years	7	<input type="text"/> %	<input type="text"/> %
Magellan Infrastructure	325	At least 7 years	7	<input type="text"/> %	<input type="text"/> %
Quay Global Real Estate – Unhedged	386	At least 7 years	7	<input type="text"/> %	<input type="text"/> %
Resolution Capital Global Property Securities	372	At least 7 years	7	<input type="text"/> %	<input type="text"/> %
Geared⁶		Suggested to be no more than 30% of your portfolio			
Acadian Geared Core Australian Equity	082	At least 7 years	7	<input type="text"/> %	<input type="text"/> %
Acadian Geared Global Equity	207	At least 7 years	7	<input type="text"/> %	<input type="text"/> %
Term deposits⁵					
<input type="checkbox"/> If you are rolling multiple funds into this account, cross (X) this box if you wish to consolidate your contributions before commencing your term deposit. Funds will be held in FirstRate Saver until all application monies are received.					
FirstRate Term Deposit – 3 month	810	No minimum	1	<input type="text"/> %	
FirstRate Term Deposit – 6 month	811	No minimum	1	<input type="text"/> %	
FirstRate Term Deposit – 9 month	812	No minimum	1	<input type="text"/> %	
FirstRate Term Deposit – 12 month	813	No minimum	1	<input type="text"/> %	
FirstRate Term Deposit – 2 Year Monthly	400	No minimum	1	<input type="text"/> %	
FirstRate Term Deposit – 2 Year Annual	403	No minimum	1	<input type="text"/> %	

1 This option has been identified as a 'complex' option. More information is provided in the Reference Guide – Complex Funds, available at cfs.com.au/complex or by calling 13 13 36.

2 The trustee suggests that no more than 20% of your portfolio is invested in these investment options. See the Investment Options Menu for more information on diversifying your portfolio.

3 The trustee suggests that no more than 30% of your portfolio is invested in these investment options. See the Investment Options Menu for more information on diversifying your portfolio.

4 The trustee suggests that no more than 50% of your portfolio is invested in these investment options. See the Investment Options Menu for more information on diversifying your portfolio.

5 Term Deposits cannot be used for ongoing transactions.

6 The trustee suggests that your portfolio holds no more of its value in these investment categories than the maximum limit shown. See the Investment Options Menu for more information on diversifying your portfolio.

Option name	Option code	Minimum suggested timeframe	Risk band	Initial or additional investments	Regular investment plan (per month)
FirstRate Term Deposit – 3 Year Monthly	406	No minimum	1	<input type="text"/> %	
FirstRate Term Deposit – 3 Year Annual	409	No minimum	1	<input type="text"/> %	
FirstRate Term Deposit – 5 Year Monthly	418	No minimum	1	<input type="text"/> %	
FirstRate Term Deposit – 5 Year Annual	421	No minimum	1	<input type="text"/> %	
TOTAL				1 0 0%	1 0 0%

PART C – OTHER INFORMATION

8 AUTO-REBALANCING FACILITY

Cross (X) the boxes below to indicate if you want your investment selection above to be applied to auto-rebalance your account (excluding FirstRate Saver Non-Auto-rebalancing and FirstRate Term Deposits). Before taking up this facility, refer to the Reference Guide – FirstChoice Wholesale Personal Super and Pension.

Establish auto-rebalancing facility

Please select the frequency for your account. If you don't make a frequency selection, we will rebalance your portfolio annually.

Annually Quarterly

9 INSURANCE

Important information regarding the insurance benefits available to you is outlined in the FirstChoice Wholesale Personal Super Insurance booklet which is available online at cfs.com.au/firstchoiceinsurance. Alternatively, your adviser can provide you with this booklet or you can call Investor Services on 13 13 36 and a copy will be provided to you free of charge.

If you wish to apply for insurance cover, you must complete the insurance application form and personal statement which is provided in the booklet. To transfer insurance cover from your existing FirstChoice super account, see section 6 of this form.

10 ADVISER SERVICE FEE

Would you like to nominate an adviser service fee?

Yes No

To add an adviser service fee to your account, please fill out a standalone adviser service fee consent form.

ADVISER TRANSACTION AUTHORITY

I authorise the named adviser, and any person authorised by that adviser (authorised delegate) named in section 12 of this application form to act on my behalf on matters relating to my account/s, unless I inform AIL otherwise, either by ticking the box below or by advising AIL in writing. I have read and understood the important warning regarding my financial adviser including sections under Adviser Transaction Authority, and Role of your financial adviser in this PDS. I confirm and agree to the release of AIL from liability in relation to actions by my financial adviser as described in the PDS.

Tick this box only if you do NOT wish for your nominated financial adviser to have transaction authority for this account.

I do NOT wish for Adviser Transaction Authority to be applied to this account.

OR

Apply Adviser Transaction Authority to the following accounts only (if this account now being applied for, write 'this account')

<input type="text"/>	<input type="text"/>	<input type="text"/>	<input type="text"/>	<input type="text"/>	<input type="text"/>	<input type="text"/>	<input type="text"/>	<input type="text"/>	<input type="text"/>	<input type="text"/>	<input type="text"/>	<input type="text"/>	<input type="text"/>	<input type="text"/>	<input type="text"/>
----------------------	----------------------	----------------------	----------------------	----------------------	----------------------	----------------------	----------------------	----------------------	----------------------	----------------------	----------------------	----------------------	----------------------	----------------------	----------------------

<input type="text"/>	<input type="text"/>	<input type="text"/>	<input type="text"/>	<input type="text"/>	<input type="text"/>	<input type="text"/>	<input type="text"/>	<input type="text"/>	<input type="text"/>	<input type="text"/>	<input type="text"/>	<input type="text"/>	<input type="text"/>	<input type="text"/>	<input type="text"/>
----------------------	----------------------	----------------------	----------------------	----------------------	----------------------	----------------------	----------------------	----------------------	----------------------	----------------------	----------------------	----------------------	----------------------	----------------------	----------------------

<input type="text"/>	<input type="text"/>	<input type="text"/>	<input type="text"/>	<input type="text"/>	<input type="text"/>	<input type="text"/>	<input type="text"/>	<input type="text"/>	<input type="text"/>	<input type="text"/>	<input type="text"/>	<input type="text"/>	<input type="text"/>	<input type="text"/>	<input type="text"/>
----------------------	----------------------	----------------------	----------------------	----------------------	----------------------	----------------------	----------------------	----------------------	----------------------	----------------------	----------------------	----------------------	----------------------	----------------------	----------------------

11 PORTFOLIO REBATE

Select **ONE** investment option for which any portfolio rebate that may be applicable is to be credited.

If no option, more than one option or an invalid option is nominated, we will credit this rebate to the more conservative option, as outlined in the Application form checklist.

Option code

12 DECLARATION AND SIGNATURE

Avanteos Investments Limited ABN 20 096 259 979, AFSL 245531 (AIL, 'the Trustee') is the trustee of the Colonial First State FirstChoice Superannuation Trust ABN 26 458 298 557 and issuer of the FirstChoice range of super and pension products. Colonial First State Investments Limited ABN 98 002 348 352 AFSL 232468 (CFSIL) administers direct debit arrangements for AIL. Colonial First State (CFS) is Superannuation and Investments HoldCo Pty Limited ABN 64 644 660 882 and its subsidiaries which include AIL and CFSIL.

About your application

You acknowledge that if your application to become a member is accepted, your membership will be subject to the terms of the trust deed.

By applying for FirstChoice Wholesale Personal Super, you:

- confirm that you have received and read the FirstChoice Wholesale Personal Super Product Disclosure Statement and have been given access to all statements and information that are incorporated by reference (together referred to below as 'the PDS')
- confirm that you have accepted this offer in Australia
- confirm that you have received the PDS personally or electronically and it was included with or accompanied by this application form
- declare that your application is true and correct
- declare that you have legal power to invest
- agree that if you have not chosen an investment option or an investment option you have chosen is suspended, restricted or unavailable, AIL may reject your investment or your investment will be delayed
- agree that future investments will be made in line with the most recent transaction (excluding FirstRate Term Deposits, FirstRate Saver Non-Auto-rebalancing and/or regular investment plans) unless you tell us otherwise
- confirm that by investing (and remaining invested) with AIL, you give your consent to the collection, use and disclosure of personal information as set out in the PDS and CFS's Privacy Policy available at cfs.com.au/privacy
- understand that other than FirstRate products, which are deposit products of Commonwealth Bank of Australia (CBA), investments in FirstChoice Wholesale Personal Super options are subject to investment and other risks, including possible delays in repayment and the loss of income and principal invested
- agree that by providing your tax file number, you consent to its use and disclosure as set out in the PDS.

About your financial adviser

- You confirm that any adviser service fee agreed with your adviser is:
 - in accordance with the terms of an arrangement you've entered into
 - only for financial advice and advice services provided to you
 - only for financial advice in relation to your investment in FirstChoice Wholesale Personal Super, and
 - in your belief, a reasonable amount for the financial advice provided.
- You understand and agree that AIL may decline a request to pay this adviser service fee in order to comply with its obligations under superannuation law, and that it may be an offence including an illegal early release of super scheme if the above confirmation is not true and correct.
- You agree that your adviser will receive the payments specified in this application form via the sale of units from your investment, and you consent to AIL deducting and paying the adviser service fee to your adviser as specified in section 10 of the application form through their dealer group (licensee).
- You understand that by nominating an adviser on your account, they will have the ability to update your personal details on your behalf.

FirstChoice Managed Account Portfolios

- You understand once in a Managed Account service, your portfolio will be regularly reviewed and realigned to the Managed Account portfolio you have chosen.

Direct Debit Request Authorisation

- You authorise and request Colonial First State Investments Limited (User ID 619909) to arrange for funds to be debited from the bank account you nominated in this application form and in accordance with the Bulk Electronic Clearing System (BECS).
- You confirm you have read the 'Direct Debit Request Service Agreement' provided in the Application form checklist and you agree with its terms and conditions.
- You request this arrangement to remain in force in accordance with details set out in section 6 of this application form, and in compliance with the 'Direct Debit Request Service Agreement'.

Product suitability

- I declare that I understand that this product is subject to investment risk, meaning its value will fluctuate, and the repayment of capital of this product is not guaranteed.
- I acknowledge that I am unable to access my account balance until a condition of release is met (as set out in the PDS).

12 DECLARATION AND SIGNATURE (CONTINUED)

Conditions for authorising an adviser to transact on your behalf

By signing this authority you acknowledge:

- Any adviser you nominate (as your adviser, from time to time) will be authorised under this authority, (even if this adviser transfers to a new dealer group (with the current dealer's release) without notice to you.
- If the dealer group's Australian Financial Services Licence is suspended or cancelled by ASIC, we have the discretion to switch off the adviser authority.
- We can refuse to accept an authority, permit a person to transact or carry out a transaction.
- We will process transactions under this authority until we receive a signed notification, from you, amending or revoking this authority.
- This authority continues until the second business day after we receive written notice from you of cancellation of authority.
- You agree to release, discharge and indemnify us from and against any liability, cost or loss that is incurred by us or you as a result of our acting on this authority except if we have acted fraudulently or have wilfully defaulted in our obligations to you.
- Use of AIL's online facilities is subject to specific terms and conditions (including e-Post declarations and FirstNet Adviser terms and conditions). These are available on each respective internet site. At our complete discretion, we can refuse access or suspend access to AIL's online facilities.
- We can cancel or vary these conditions by giving you not less than seven (7) days prior written notice.

You acknowledge and agree that:

- In the event that your account balance is transferred, but the trustee does not change (for example a Successor Fund Transfer/Intra-Fund Transfer) and you have provided your adviser with authority to transact this may transfer to the new account.

Note:

- As the adviser may delegate this authority, you should carefully consider the implications of giving this authority.
- We will not accept or be on notice of any restrictions on their authority and therefore all instructions provided by your adviser and/or their delegate under this authority will be taken to be authorised by you. Depending on your arrangements with your adviser, it is possible your adviser may provide an instruction to us without notice to you.
- Investments and withdrawals can only be made to and from a bank account pre-nominated by you.

PLEASE NOTE THAT BY APPOINTING AN ADVISER TO TRANSACT ON YOUR BEHALF, YOU ARE GIVING THAT ADVISER, AND ANY PERSON ACTING ON BEHALF OF THE ADVISER, AUTHORITY TO TRANSACT AND MODIFY DETAILS ON YOUR ACCOUNT(S), UNTIL WE RECEIVE A VALID WRITTEN NOTIFICATION, SIGNED BY YOU, AMENDING OR REVOKING THIS AUTHORITY.

Acknowledgment of the risk and return characteristics for each selected investment option.

Please cross the box below to accept the declaration and proceed with the application.

I understand and accept the stated minimum investment timeframe, and risk characteristics of my selected investment allocations, as displayed in the investment allocation table on this form.

For more information on the risk and return characteristics of each individual investment option, refer to the Investment Options Menu available from cfs.com.au.

Original signature of member

Print name

Date signed

 (dd/mm/yyyy)

If this application is signed under an authority provided under a legally binding authority, such as a Power of Attorney or a Guardianship, the authority holder declares that he/she has not received notice of revocation of that power (a certified copy of the document should be submitted with this application unless we have already sighted it). The authority holder will also need to complete a 'Power of Attorney (POA) & Guardianship Order' form (to enable us to establish the identity of the authority holder) which can be obtained from our forms library at cfs.com.au/forms or by phoning Investor Services on 13 13 36.

Send the completed form to:
Colonial First State
Reply Paid 27, Sydney NSW 2001
or via the secure online system (e-Post) with FirstNet Investor and FirstNet Adviser

PART E – ADVISER DETAILS (ADVISER USE ONLY)

Adviser name

Contact phone number

Dealer ID

Adviser ID

Dealer/Adviser stamp (if applicable)

Mandatory: I confirm that I have provided personal financial advice to my client, and that the advice is current in relation to this transaction. **Note:** If you select No, you must take reasonable steps to ensure the customer is in the Target Market. If the attestation is not completed, this may lead to a delay in processing the application.

Yes No

By providing your (adviser) details, you:

- have read and understood the requirements outlined in this application
- agree to be bound by the Licensee Terms, which govern our relationship with you
- certify that you are appropriately authorised to provide financial services in relation to the AIL account being established.

ADVISER SERVICE FEE

Where fees are deducted from a member's accounts and are paid to you or your dealer group, you:

- agree that where services are not provided, AIL reserves the right to clawback fees, including an amount for member compensation where applicable
- confirm that the fee arrangements are consistent with the information in any applicable opt-in renewal notice or fee disclosure statement given to the member
- confirm that where any adviser service fees are paid from a member's Colonial First State Wholesale Personal Superannuation account to you, these fees are:
 - agreed with the member in accordance with the terms of an arrangement they've entered into
 - only for financial product advice and advice services provided to the member
 - only for financial product advice in relation to the member's superannuation account that the fee is deducted from
 - are an appropriate and reasonable amount for the services provided
- acknowledge that it may be an offence including an illegal early release of super if the above confirmation is not true and correct

and you acknowledge that:

- to your knowledge, no part of the adviser service fee has been calculated on or by reference to any money borrowed after 1 July 2013, used or to be used by the member to invest in this product or any other financial product
- AIL has complete discretion to decline a request to pay adviser service fees, including in order to comply with its obligations under any applicable law.

If the adviser service fee is a large percentage of the application proceeds or of an unusually high amount, please provide reasons:

Additional comments/instructions

This page has been left blank intentionally.

Identification and Verification Form – individuals

Full name of investor

All clients applying for a new FirstChoice Wholesale Pension account **must** complete the identification procedures (for the purposes of Anti-Money Laundering and Counter-Terrorism Financing laws). This form is to assist with those procedures for individuals. FirstChoice Wholesale Personal Super investors may also like to complete this form so that we can establish your identity and assist us in processing any future request efficiently.

Financial advisers undertake identification and verification procedures by completing sections 1 to 2 of this form or by using other industry standard forms.

If you do not have a financial adviser, you are required to complete section 1 of this form and provide certified copies of the ID documents (do not send original documents).

The list of the parties who can certify copies of the documents is set out below. To be correctly certified, we need the ID documents to be clearly noted 'True copy of the original document'. The party certifying the ID documents will also need to state what position they hold and sign and date the certified documents. If this certification does not appear, you may be asked to send in new certified documents.

List of persons who can certify documents¹ (for the purposes of Anti-Money Laundering and Counter-Terrorism Financing laws):

- Justice of the Peace
- Solicitor
- Police Officer
- Magistrate
- Notary Public (for the purposes of the Statutory Declaration Regulations 1993)
- Employee of Australia Post (with two or more years of continuous service)
- Your financial adviser (provided they have two or more years of continuous service)
- Your accountant (provided they hold a current membership to a professional accounting body)
- Australian consular officer or an Australian diplomatic officer (within the meaning of the Consular Fees Act 1955)
- An officer of a bank, building society, credit union or finance company provided they have two or more years of continuous service.

SECTION 1: VERIFICATION PROCEDURE

Complete Part 1 (or if the individual does not own a document from Part 1, then complete either Part 2 or Part 3).

Part 1 Acceptable primary photographic ID documents

Cross Select ONE valid option from this section only

Australian State/Territory driver's licence containing a photograph of the person

Australian passport (a passport that has expired within the preceding two years is acceptable)

Card issued under a State or Territory for the purpose of proving a person's age containing a photograph of the person

Foreign passport or similar travel document containing a photograph and the signature of the person²

Continued over the page...

¹ There are additional persons who can certify documents. A full list of the persons who can certify documents is available from our forms library at www.cfs.com.au
² Documents that are written in a language that is not English must be accompanied by an English translation prepared by an accredited translator. An accredited translator is any person who is currently accredited by the National Accreditation Authority for Translators and Interpreters Ltd (NAATI) at the level of Professional Translator or above. Please refer to www.naati.com.au for further information.

Part 2 Acceptable secondary ID documents – should only be completed if the individual does not own a document from Part 1

Cross Select ONE valid option from this section

Australian birth certificate

Australian citizenship certificate

Pension card issued by Services Australia

Cross AND ONE valid option from this section

A document issued by the Commonwealth or a State or Territory within the preceding 12 months that records the provision of financial benefits to the individual and which contains the individual's name and residential address

A Notice of Assessment issued by the ATO within the preceding 12 months that records a debt payable by the individual to the Commonwealth (or by the Commonwealth to the individual), which contains the individual's name and residential address. *Block out the TFN before scanning, copying or storing this document*

A document issued by a local government body or utilities provider within the preceding three months which records the provision of services to that address or to that person (the document must contain the individual's name and residential address)

If under the age of 18, a notice that was issued to the individual by a school principal within the preceding three months; and contains the name and residential address; and records the period of time that the individual attended that school

Part 3 Acceptable foreign photographic ID documents – should only be completed if the individual does not own a document from Part 1

Cross Select ONE valid option from this section only

Foreign driver's licence that contains a photograph of the person in whose name it is issued and the individual's date of birth¹

National ID card issued by a foreign government containing a photograph and a signature of the person in whose name the card was issued¹

FINANCIAL ADVISER USE ONLY

IMPORTANT NOTE:

- Either attach a legible certified copy of the ID documentation used to verify the individual (and any required translation) OR
- Alternatively, if agreed between your licensee and the product issuer, complete the Record of Verification Procedure section below and DO NOT attach copies of the ID documents

SECTION 2: RECORD OF VERIFICATION PROCEDURE

ID document details	Document 1	Document 2 (if required)
Verified from	<input type="checkbox"/> Original <input type="checkbox"/> Certified copy	<input type="checkbox"/> Original <input type="checkbox"/> Certified copy
Document issuer	<input type="text"/>	<input type="text"/>
Issue date	<input type="text"/> (dd/mm/yyyy)	<input type="text"/> (dd/mm/yyyy)
Expiry date	<input type="text"/> (dd/mm/yyyy)	<input type="text"/> (dd/mm/yyyy)
Document number	<input type="text"/>	<input type="text"/>
Accredited English translation	<input type="checkbox"/> N/A <input type="checkbox"/> Sighted	<input type="checkbox"/> N/A <input type="checkbox"/> Sighted

IDENTIFICATION AND VERIFICATION CONDUCTED BY:

By completing and signing this Record of Verification Procedure, I declare that I have verified the identity of the Customer as required by AML/CTF Rules, in the capacity of an AFSL holder or an authorised representative of an AFSL holder.

AFS Licensee name

AFSL number

Representative/Employee name

Phone number

Signature

Date verification completed (dd/mm/yyyy)

¹ Documents that are written in a language that is not English must be accompanied by an English translation prepared by an accredited translator. An accredited translator is any person who is currently accredited by the National Accreditation Authority for Translators and Interpreters Ltd (NAATI) at the level of Professional Translator or above. Please refer to www.naati.com.au for further information.

Frequently asked questions about non-lapsing death benefit nominations

What is a non-lapsing death benefit nomination?

A non-lapsing death benefit nomination is a request by you to the trustee of FirstChoice Wholesale to pay your death benefit to the person or persons nominated on your **Non-lapsing death benefit nomination** form. The trustee may consent to your nomination if your nomination satisfies the requirements described in the following paragraphs.

We are required to follow your nomination if, prior to your death, you complete and we receive your valid non-lapsing death benefit nomination, and we consent to that nomination.

The nomination remains valid until you revoke or make a new nomination. This can provide you with greater certainty on who will receive your death benefit when you die.

Who can I nominate?

A valid non-lapsing death benefit nomination can only nominate your legal personal representative and/or your dependants. Your legal personal representative is the person appointed on your death as the executor or administrator of your estate.

If you hold a pension account that has an existing reversionary beneficiary, you are not able to make a nomination until the existing reversionary beneficiary has been revoked.

Your dependants are:

- **your current spouse**

This includes the person at your death to whom you are married, in a relationship registered under certain state or territory laws, or living with on a genuine domestic basis in a relationship as a couple.

- **your child**

This includes any person who at your death is your natural, step, adopted, ex-nuptial or current spouse's child, including a child who was born through artificial conception procedures or under surrogacy arrangements with your current or then spouse.

- **any person financially dependent on you**

This includes any person who at your death is wholly or partially financially dependent on you. Generally, this is the case if the person receives financial assistance or maintenance from you on a regular basis that the person relies on or is dependent on you to maintain their standard of living at the time of your death.

- **any person with whom you have an interdependency relationship**

This includes any person where at your death:

- you have a close personal relationship with this person
- you live together with this person
- you or this person provides the other with financial support, and
- you or this person provides the other with domestic support and personal care.

An interdependency relationship is not required to meet the last three conditions, if the reason these requirements cannot be met is because you or the other person is suffering from a disability.

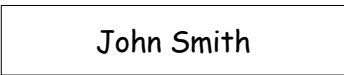




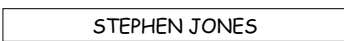
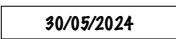
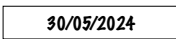
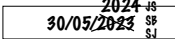
In establishing whether such an interdependency relationship exists, all of the circumstances of the relationship are taken into account, including (where relevant):

- the duration of the relationship
- whether or not a sexual relationship exists
- the ownership, use and acquisition of property
- the degree of mutual commitment to a shared life
- the care and support of children
- the reputation and public aspects of the relationship (such as whether the relationship is publicly acknowledged)
- the degree of emotional support
- the extent to which the relationship is one of mere convenience, and
- any evidence suggesting that the parties intended the relationship to be permanent.

If you are considering relying on this category of dependency to nominate a person, you should consider completing a statutory declaration addressing these points as evidence of whether such a relationship exists. You should talk to your financial adviser for more information.

How do I make an alteration to my completed form?

Example:

Original signature of member	Original signature of witness 1	Original signature of witness 2
		
Print name	Print name	Print name
		
Note: The dates below must match the date of your two witnesses.		
Date signed: Member	Date signed: Witness 1	Date signed: Witness 2
 (dd/mm/yyyy)	 (dd/mm/yyyy)	 (dd/mm/yyyy)

- Any alterations to the completed form must be initialled by you and both witnesses.
- Both witnesses must sign this form on the same date as the member.

How do I nominate more beneficiaries?

If you wish to nominate more beneficiaries, you can attach their nomination details to this form. The attachment must be headed 'Attachment to Non-lapsing Death Benefit Nomination Form'.

The attachment must include your full name and account number, the full names of the beneficiaries, their date of birth, their relationship to you and the percentage of the benefit to be paid to each person. The attachment must also be signed and dated by you. The same two witnesses who sign section 5 of this form must also sign and date the attachment and include in the attachment the declaration "I declare that I am over the age of 18 and this non-lapsing death benefit nomination was signed and dated by the member in my presence".

How do I make a valid non-lapsing death benefit nomination?

To make a valid non-lapsing death benefit nomination:

- you must be at least 18 years of age
- you must complete the *Non-lapsing death benefit nomination* form available in the most up-to-date Product Disclosure Statement (PDS), on cfs.com.au or by calling Investor Services on 13 13 16
- you must only nominate your legal personal representative and/or a person(s) who is your dependant
- you must provide the full name, date of birth and the relationship which exists between you and each of the nominated beneficiaries
- you must ensure that the proportion payable to each person nominated is stated and you have allocated 100% of your death benefit
- your nomination must not be ambiguous in any other way
- you must sign the *Non-lapsing death benefit nomination* form in the presence of two witnesses who are both at least age 18 and are not nominated by you as a beneficiary on the form.

For your validly completed non-lapsing death benefit nomination to be effective you must send and we must receive and consent to your validly completed non-lapsing death benefit nomination prior to your death.

You may seek to revoke your nomination or make a new non-lapsing death benefit nomination at any time by completing a new non-lapsing death benefit nomination form in writing, available in the most up-to-date PDS or on our website or by calling us.

Is my nomination effective?

It is important to be aware before completing a non-lapsing death benefit nomination that **if your non-lapsing death benefit nomination is valid and the trustee consents to that nomination, the trustee must follow the nomination and it cannot be overruled by the trustee.**

However, if you nominate a person who is not your legal personal representative or a dependant when you die, then your nomination will not be valid to the extent that it relates to that person despite any consent granted by the trustee.

! It is important to review your nomination regularly to ensure it is still appropriate to your personal circumstances and reflects your wishes. If, after making a non-lapsing death benefit nomination, you marry, separate or divorce, enter a de facto relationship (including same-sex), have a child, or if someone you nominate has died, or someone becomes or is no longer financially dependent upon you or in an interdependency relationship with you, then you should review your non-lapsing death benefit nomination or consider making a new nomination.

If you nominate your legal personal representative, your death benefit will be paid to your estate and distributed in accordance with your Will or the laws of intestacy. This means that the distribution may be challenged if someone disputes your Will or the distribution of your estate.

If you nominate one or more of your dependants, your death benefit will be paid directly to them.

If a person nominated on your *Non-lapsing death benefit nomination* form is no longer a dependant at the date of your death, then the proportion of your death benefit which would have been payable to that person will be paid to your legal personal representative.

Tax may be withheld from your death benefit when paid to your dependants or distributed from your estate. There are differing tax treatments of death benefits depending on how old you are, how old your nominated beneficiaries are and who you nominate and whether it is paid as a pension or lump sum. You should read the PDS for more information or talk to your financial adviser.

How is my death benefit paid?

At the time of your death, we will contact the people you have nominated in your non-lapsing death benefit nomination to ensure that they are still a dependant.

We are also generally required to establish the identity of this person before paying out your death benefit.

If you have nominated one or more of your dependants, they will be provided the choice of taking their proportion of the death benefit as a lump sum cash payment or, if available, a pension from FirstChoice Wholesale Pension. If you have nominated a child, the death benefit must be paid to them as a lump sum cash payment unless the child:

- is under age 18
- is under age 25 and is financially dependent on you, or
- has a certain type of disability.


If your child is eligible to receive, and commences to receive, a pension, it must be converted to a tax free lump sum by no later than age 25, unless they continue to have a certain type of disability. A PDS describing the features of a pension from FirstChoice Wholesale Pension is available on cfs.com.au or by calling Investor Services on 13 13 16.

What if I don't have a valid non-lapsing death benefit nomination?

Your death benefit will be paid to your legal personal representative if:

- at the time of your death, you have not completed or we have not received and consented to a valid non-lapsing death benefit nomination
- you have revoked your last non-lapsing death benefit nomination and you have not made a new non-lapsing death benefit nomination
- the person or persons you have nominated cannot be identified or are not your dependant or legal personal representative at the time of your death, or
- the trustee determines that the whole of your non-lapsing death benefit nomination is otherwise invalid.

This is general information only and does not take into account your personal circumstances. Please talk to your financial adviser for more information on non-lapsing death benefit nominations and your personal estate planning needs.



Non-lapsing Death Benefit Nomination Form

Refer to 'Frequently asked questions about non-lapsing death benefit nominations' for guidance on how to complete this form. Complete this form using BLACK INK and print well within the boxes in CAPITAL LETTERS. Start at the left of each answer space and leave a gap between words. Please cross appropriate answer boxes.

SAVE FORM

PRINT FORM

Changes you make to the form must be initialled by you and both witnesses or it will be invalid.

1 PERSONAL DETAILS

Account number (if known)

Mr Mrs Miss Ms Other Date of birth (dd/mm/yyyy)

Given name(s) Surname

2 ACCOUNT DETAILS

If you have more than one FirstChoice superannuation account with Avanteos Investments Limited (AIL), you can apply this nomination to all of your accounts by ticking the first box below. If you would like this nomination to be applied to only certain accounts, please tick the second box and specify the account numbers in the spaces provided below. If you do not tick any boxes, your nomination will only apply to the account nominated above, or the account opened from the application to which this form is attached.

This nomination is to apply to all existing accounts OR This nomination applies only to the accounts listed below and the account being established from this application

3 NOMINATION DETAILS

To make a new nomination or update an existing nomination, please complete all necessary fields in the table below and then proceed to section 5.

Name of beneficiary (including middle names)	Their date of birth	Relationship to you				Percentage
		Spouse/defacto	Child	Financial dependant	Interdependant	
<small>You can only nominate the following dependants as beneficiaries: your spouse/defacto or child, someone who is financially dependent on you or in an interdependency relationship with you, or the legal personal representative of your estate.</small>	<small>(dd/mm/yyyy)</small>					<small>Make sure the total adds up to 100%</small>
1 <input type="text"/>	<input type="text"/>	<input type="checkbox"/>	<input type="checkbox"/>	<input type="checkbox"/>	<input type="checkbox"/>	<input type="text"/> %
2 <input type="text"/>	<input type="text"/>	<input type="checkbox"/>	<input type="checkbox"/>	<input type="checkbox"/>	<input type="checkbox"/>	<input type="text"/> %
3 <input type="text"/>	<input type="text"/>	<input type="checkbox"/>	<input type="checkbox"/>	<input type="checkbox"/>	<input type="checkbox"/>	<input type="text"/> %
4 <input type="text"/>	<input type="text"/>	<input type="checkbox"/>	<input type="checkbox"/>	<input type="checkbox"/>	<input type="checkbox"/>	<input type="text"/> %
5 <input type="text"/>	<input type="text"/>	<input type="checkbox"/>	<input type="checkbox"/>	<input type="checkbox"/>	<input type="checkbox"/>	<input type="text"/> %
6 <input type="text"/>	<input type="text"/>	<input type="checkbox"/>	<input type="checkbox"/>	<input type="checkbox"/>	<input type="checkbox"/>	<input type="text"/> %
7 Legal Personal Representative (Your Estate)	N/A			N/A		<input type="text"/> %
TOTAL:						<input type="text"/> 100.00%

4 REVOKE (REMOVE) ALL EXISTING BENEFICIARIES

REVOKE (REMOVE) ALL EXISTING NON-LAPSING DEATH BENEFIT NOMINATIONS

REVOKE (REMOVE) EXISTING REVERSIONARY BENEFICIARY NOMINATION (applicable only to pension products, with the exception of Term Allocated Pension accounts)

5 MEMBER DECLARATION

Avanteos Investments Limited ABN 20 096 259 979 AFSL 245531 (AIL).

I understand/declare that:

- if this nomination is consented to by AIL, any existing death benefit nomination (for example a non-lapsing death benefit nomination) or any existing reversionary death benefit nomination (if applicable) will be revoked and replaced
- any beneficiary nominated by me, other than my legal personal representative, must be a dependant within the meaning of the *Superannuation Industry (Supervision) Act 1993* (SIS Act). A dependant includes my spouse, child, a person who is financially dependent on me or with whom I have an interdependency relationship
- at the time of making this nomination, the beneficiary or beneficiaries nominated by me are dependants within the meaning of the SIS Act
- if my nomination is invalid in whole or in part, or cannot be followed for any reason or because a beneficiary/beneficiaries is no longer a dependant at the date of my death, then that proportion of my benefit will be paid to my legal personal representative
- my beneficiary/beneficiaries and I will be bound by the provisions of the trust deed relating to non-lapsing death benefit nominations
- my attorney can only nominate themselves as a beneficiary if my Power of Attorney document specifically states that they can be nominated as a beneficiary of my death benefit
- I may at any time revoke or replace a non-lapsing death benefit nomination in accordance with FirstChoice's procedures and with the consent of AIL
- this declaration must be signed and dated by me in the presence of two witnesses (who are not nominated by me as a beneficiary of my death benefit), both of whom are over the age of 18
- this nomination applies to the account number(s) identified on this form. This nomination may be transferred with the identified account(s) to another superannuation or pension account within the same superannuation trust
- I have read the PDS and agree to be bound by the provisions of the trust deed governing the fund (as amended)
- I am over the age of 18.

! A nomination is not considered valid unless it has been completed correctly and we receive it. Any alterations to your form must be initialled by yourself and both witnesses or it will be invalid. A nomination will not be effective until we have consented to it.

■ You should regularly review your nomination to ensure that the nominated beneficiary/beneficiaries remain eligible to receive the portion of your death benefit specified in this nomination and that this nomination accurately reflects your wishes. If you wish to revoke or replace an existing death benefit nomination, you must complete and lodge with us a new 'Non-lapsing death benefit nomination' form. Your existing death benefit nomination will be revoked and replaced on consent being granted by AIL to the new non-lapsing death benefit nomination. If you have any questions, please contact your adviser or Investor Services on 13 13 36.

Your non-lapsing death benefit nomination will be invalid unless:

- you and two adult witnesses (aged over 18) have signed
- neither of your witnesses are named as beneficiaries
- your witnesses have dated the form the same date as you
- all alterations on this form have been initialled by three parties.

All nominations will be invalid unless:

- all required sections on this form are completed
- total percentage of nominations equal 100%.

Witness declaration

I declare that I am over the age of 18 and this non-lapsing death benefit nomination was signed and dated by the member in my presence.

Original signature of member

Print name

Original signature of witness 1

Print name

Original signature of witness 2

Print name

Note: Date of signature must be the same date for both applicant and witnesses.

Date signed: Member

(dd/mm/yyyy)

Date signed: Witness 1

(dd/mm/yyyy)

Date signed: Witness 2

(dd/mm/yyyy)

Mail the completed form to: Colonial First State, Reply Paid 27, Sydney NSW 2001
or submit via the secure online system (e-Post) with FirstNet Investor and FirstNet Adviser

Consolidating your super

By completing this form, you will initiate a rollover or request to transfer your super benefits between funds.

This form will **not** change the fund to which your employer pays your contribution. The 'Superannuation Standard choice' form must be used by you to change funds.

Before completing this form, please read the important information below.

Important information

This transfer may close your account (you will need to check this with your fund). This form CANNOT be used to:

- transfer benefits if you don't know where your superannuation is
- change the fund to which your employer pays contributions on your behalf (known as choice), or
- open a superannuation account, or transfer benefits under certain conditions or circumstances; for example, if there is an interest split or payment flag in operation under the *Family Law Act 1975*.

What happens to your future employer contributions?

Using this form to transfer your benefits will not change the fund to which your employer pays your contributions and may close the account you are transferring your benefits from.

Things you need to consider when transferring your superannuation

When you transfer your super, your entitlements under that fund may cease. You need to consider all relevant information before you make a decision to transfer your super. If you ask for information, your super provider must give it to you. Some of the points you may consider are:

- **Fees** – your **FROM** fund must give you information about any fees they charge. If you are not aware of the fees that may apply, you should contact your fund for further information before completing this form. Differences in fees funds charge can have a significant effect on what you will have to retire on. For example, a 1% increase in fees may significantly reduce your final benefit.
- **Insurance** – your **FROM** fund may insure you against death, illness or an accident which leaves you unable to return to work. If you choose to leave your current fund, you may lose any insurance entitlements you have. AIL may not offer you insurance or may require you to pass a medical examination before we cover you. You may wish to check the costs and amount of any cover offered by AIL.
- **Tax deductions** – if you are planning to claim a tax deduction for super contributions made to your **FROM** fund, you should submit your Notice of Intent, and receive acknowledgment from that fund, before you request a transfer of your super. If you transfer your super first, you will lose the ability to claim a tax deduction.
- **Spouse contribution splitting** – if you are planning to split contributions made to your **FROM** fund, to your spouse's superannuation, complete the spouse contribution splitting process before you request to transfer your remaining super.

Checklist

- Check** that you have completed all sections and fields marked with an asterisk
- Sign** and date the authorisation in section 4
- Send** the form (no stamp required) to:
CONSOLIDATE MY SUPER
REPLY PAID 27
SYDNEY NSW 2001

Transfers from Self-Managed Super Funds (SMSFs)

We can only accept transfers from SMSFs via SuperStream due to regulatory requirements. This means your SMSF will need:

- an Australian Business Number (ABN)
- an Electronic Service Address (ESA) alias.

Please contact your ESA provider to facilitate your rollover and ensure the SMSF details held by the ATO are up-to-date including bank account information.

To whom it may concern

FirstChoice Wholesale Personal Super and FirstChoice Wholesale Pension compliance advice

FirstChoice Wholesale Personal Super and FirstChoice Wholesale Pension are both parts of the Colonial First State FirstChoice Superannuation Trust ('the Fund'). The Fund is a complying, resident, regulated superannuation fund and is constituted under a trust deed dated 29 April 1998. The trustee of the Fund is Avanteos Investments Limited ('the trustee').

In the event that the Fund's complying status was revoked the trustee would receive notice to that effect under section 63 of the Superannuation Industry (Supervision) Act. The trustee confirms that it has not received nor does it expect to receive any such notice.

Yours faithfully



Yolande Rozanic

Executive Director, Customer Operations

For and on behalf of the trustee, Avanteos Investments Limited

Consolidate my super

SAVE FORM

PRINT FORM

Rollover initiation request to transfer superannuation benefits between funds
This form will NOT change the fund to which your employer pays your contributions.
You should contact your other super fund to find out if there are any fees, charges or other consequences for transferring your super out of that fund, such as loss of insurance cover, if requesting a full balance transfer.

WARNING: If you are transferring insurance from your other fund, please do not return this form to us until you have been notified by us that we have accepted the insurance transfer.

USE BLACK OR BLUE PEN AND CAPITAL LETTERS.

*These fields are mandatory.

1 YOUR PERSONAL DETAILS

*Name

*Gender M F *Date of birth (dd/mm/yyyy) Tax File Number

Under the Superannuation Industry (Supervision) Act 1993, you are not obliged to disclose your tax file number, but there may be tax consequences. Refer to the product disclosure statement for more information.

2 DETAILS OF YOUR COLONIAL FIRST STATE FUND - 'TO' FUND

*Fund/product name
FIRSTCHOICE WHOLESALE PERSONAL SUPER

*Account/member number Unique Superannuation Identifier (USI) **F S F 0 5 1 1 A U**

ⓘ Refer to your last statement for account information, or call us on 13 13 36.

3A DETAILS OF YOUR OTHER SUPER FUNDS - 'FROM' FUNDS

These are the funds you are moving out of. You can use this form to transfer up to five super funds to your Colonial First State fund. If you have more than five super funds to transfer, please complete a separate form.
If you are transferring insurance from your other fund, please do not return this form to us until you have been notified by us that we have accepted the insurance transfer.

*Your other super fund/product name

*Account/member number Unique Superannuation Identifier (USI)

Full rollover Partial rollover Transfer amount (only complete for partial rollovers) \$

*Your other super fund/product name

*Account/member number Unique Superannuation Identifier (USI)

Full rollover Partial rollover Transfer amount (only complete for partial rollovers) \$

*Your other super fund/product name

*Account/member number Unique Superannuation Identifier (USI)

Full rollover Partial rollover Transfer amount (only complete for partial rollovers) \$

3A DETAILS OF YOUR OTHER SUPER FUNDS – ‘FROM’ FUNDS (CONTINUED)

*Your other super fund/product name

*Account/member number

Unique Superannuation Identifier (USI)

Full rollover Partial rollover Transfer amount (only complete for partial rollovers) \$

*Your other super fund/product name

*Account/member number

Unique Superannuation Identifier (USI)

Full rollover Partial rollover Transfer amount (only complete for partial rollovers) \$

3B DETAILS OF YOUR SELF-MANAGED SUPER FUND (SMSF) – ‘FROM’ FUND

*Your SMSF name

Account/member number

*Australian Business Number (ABN)

*Electronic Service Address (ESA) alias

Full rollover Partial rollover Transfer amount (only complete for partial rollovers) \$

4 AUTHORISATION

By signing this request form I am making the following statements:

- I declare I have fully read this form and the information completed is true and correct.
- I am aware I may ask my superannuation provider for information about any fees or charges that may apply, or any other information about the effect this transfer may have on my benefits, and I have obtained or do not require any further information.
- I consent to my tax file number being disclosed for the purposes of consolidating my account.
- I discharge the superannuation provider of my FROM fund of all further liability in respect of the benefits paid and transferred to my TO fund.
- I request and consent to the transfer of superannuation as described above and authorise the superannuation provider of each fund to give effect to this transfer.
- If I have applied to transfer my insurance cover, I request that my super only be consolidated once the insurer has made a decision in relation to that application.
- Where my other fund is an SMSF, I confirm that I am a member.

Original signature of member


Print name

Date signed

 (dd/mm/yyyy)

Pension

Application Forms



Send your completed application form to:

Colonial First State, Reply Paid 27, Sydney NSW 2001 or via the secure online system (e-Post) with FirstNet Investor and FirstNet Adviser

Which forms should you complete?

How can you ...	Application Form (page A4)	Tax File Number Declaration (page C1) ¹	Non-lapsing Death Benefit Nomination (page D1)	Consolidate my super (page E1)
Use your super benefits from FirstChoice Wholesale Personal Super or FirstChoice Employer Super to receive payments through FirstChoice Wholesale Pension	●	●		
Transfer other funds into FirstChoice Wholesale Pension ²	●	●		●
Use the SuperFirst Transfer Facility	●	●		●
Make a non-lapsing death benefit nomination	●		●	

FirstChoice Wholesale Pension application form

To ensure that we are able to process your application quickly and efficiently, please check that you have completed the following steps:

Step 1 – Part A	Your details – Complete sections 1–2										
Investor details	Provide your full name, date of birth, occupation, industry, contact details and Tax File Number.										
Eligibility to commence a pension	Use this section to indicate the type of benefit you are eligible to receive. Please read the Reference Guide – FirstChoice Wholesale Personal Super and Pension for more information on when you can be paid a pension.										
Step 2 – Part B	Your investment – Complete sections 3–5										
Complete this section to tell us how you would like your transfer processed and how you would like your funds invested.											
Like-for-like transfers	As part of setting up your account, you will not pay a buy/sell spread on funds transferred between like-for-like investment options, between eligible FirstChoice products. Please refer to the PDS for further information.										
<table border="1"> <thead> <tr> <th colspan="2">Eligible FirstChoice accounts</th> </tr> <tr> <th>From account</th> <th>To account</th> </tr> </thead> <tbody> <tr> <td>FirstChoice Wholesale Personal Super</td> <td>→ FirstChoice Wholesale Pension (including TTR)</td> </tr> <tr> <td>FirstChoice Wholesale Pension (including TTR)</td> <td>→ FirstChoice Wholesale Pension (including TTR)</td> </tr> <tr> <td>FirstChoice Employer Super</td> <td>→ FirstChoice Wholesale Pension (including TTR)</td> </tr> </tbody> </table>		Eligible FirstChoice accounts		From account	To account	FirstChoice Wholesale Personal Super	→ FirstChoice Wholesale Pension (including TTR)	FirstChoice Wholesale Pension (including TTR)	→ FirstChoice Wholesale Pension (including TTR)	FirstChoice Employer Super	→ FirstChoice Wholesale Pension (including TTR)
Eligible FirstChoice accounts											
From account	To account										
FirstChoice Wholesale Personal Super	→ FirstChoice Wholesale Pension (including TTR)										
FirstChoice Wholesale Pension (including TTR)	→ FirstChoice Wholesale Pension (including TTR)										
FirstChoice Employer Super	→ FirstChoice Wholesale Pension (including TTR)										
Note:											
If you are transferring from a FirstChoice Wholesale Personal Super account:											
Any investment options that you currently hold that are not available in the FirstChoice Wholesale Pension or Pre-retirement (TTR) Pension will be switched into First Sentier Strategic Cash first to facilitate the transfer.											
If you are transferring from a FirstChoice Employer Super account:											
Any investment options that you currently hold that are not available in the FirstChoice Wholesale Pension or Pre-retirement (TTR) Pension will be switched into FirstRate Saver first to facilitate the transfer.											
Existing FirstChoice Wholesale Personal Super and Pension and FirstChoice Employer Super investors	Complete this section if you are an existing FirstChoice Wholesale Personal Super, FirstChoice Wholesale Pension or FirstChoice Employer Super investor and you wish to use your super benefits or pension to receive payments through FirstChoice Wholesale Pension.										
Rollover details	Provide details of your rollover. Please contact Investor Services on 13 13 36 or speak with your adviser if you require further information.										
Investment allocation and pension payment order	Complete your investment allocation details including: <ul style="list-style-type: none"> the option(s) you wish to invest in the percentage to be attributed to each option pension payment order or percentage. Please refer to pages A16 to A21 for Pre-Retirement Pension options.										

¹ Instructions for completing this declaration are on pages C1 and C2. **Note:** You only need to complete this declaration if you are under age 60.

² Your pension will be established when we have received a completed application form, all application monies and any other details that we require. Prior to the issue of your pension, your fund(s) will be held in a trust account for 30 days. Any interest on the application monies may be retained by us. Alternatively, you can amalgamate your external investments by using the SuperFirst Transfer Facility as detailed in the Reference Guide – FirstChoice Wholesale Personal Super and Pension.

Step 3 – Part C SuperFirst Transfer Facility details – Complete sections 6–8

Note: You will need to complete this section if you are consolidating external super investments, adding additional contributions and/or have agreed with your adviser for an adviser service fee to be deducted from your super account. Refer to the Reference Guide – FirstChoice Wholesale Personal Super and Pension for further details before commencing your pension.

Payment details	Indicate your method of payment. If investing by direct debit, please complete your bank details in section 10 . If investing by rollover, please complete the 'Consolidate my super' form on page E1.
Establishment of FirstChoice Wholesale Pension	Indicate the timing for your pension to begin.
Contribution/Rollover details	<p>Provide details of your contribution and/or rollover. If you are making a personal contribution and intend to claim a personal tax deduction, you must provide us with a completed notice of intent to claim or vary a deduction for personal super contributions form, available in the forms library at www.cfs.com.au or from the ATO.</p> <div style="border: 1px solid black; padding: 5px;"> <p>You must have already notified the trustee of your super fund and received an acknowledgement from the trustee before applying for a pension. You will not be able to lodge this request once you have commenced a pension.</p> </div> <p>Note: If you are making a Downsizer contribution, you will need to provide us with a Downsizer contribution into super form (available from the ATO). You must give your signed and dated election form to us either with the contribution or before it is made. It is not valid if the contribution is already made.</p> <p>Note: If you are making a CGT contribution, you will need to provide us with a CGT cap election form (available from the ATO) either with the contribution or before it is made. If you don't provide us with the form, we must treat the contribution as a non-concessional contribution and it will count towards your non-concessional contributions cap.</p> <p>Note: If you are making a personal injury payment, you will need to provide us with a contribution for personal injury election form (available from the ATO) either with the contribution or before it is made. If you don't provide us with this form, we must treat the contribution as a non-concessional contribution.</p> <p>Note: If you are making a re-contribution of COVID-19 early release of superannuation amounts, you will need to provide us with a Notice of re-contribution of COVID-19 early release amounts form (available from the ATO) either with the contribution or before it is made. If you don't provide us with this form, we must treat the contribution as a non-concessional contribution.</p> <p>We can receive Downsizer contributions, CGT contributions, personal injury contributions, and re-contributions of COVID-19 early release superannuation amounts in the form of a direct debit deduction from your bank account. We can't accept these payments via Electronically Funded Transfers or BPAY.</p> <p>Due to regulatory changes, we can only receive SMSF rollovers via the SuperStream electronic payment system. Please contact your SMSF Administrator or SMSF messaging provider to facilitate your rollover.</p> <p>Please contact Investor Services on 13 13 36 or speak with your adviser if you require further information.</p>

Step 4 – Parts D, E and F Your payment details, other information and declaration – Complete sections 9–16

Pension payment details	Indicate the frequency and amount of your pension payment. If the bank account details you have supplied in section 10 are invalid, after making reasonable attempts to contact you, we will change your pension payments to annual payments (paid on 25 June) and provide you with a cheque. If the bank account details are left blank, the pension account will not be opened until it is provided.
Bank account details	Provide your bank account details.
Beneficiary details	Complete any beneficiary details.
Portfolio rebate	Select the investment option to which any portfolio rebate that may be applicable is to be credited. Refer to the PDS to see if you are eligible and for further details on the portfolio rebate.
Auto-rebalancing facility	This facility allows you to rebalance the percentage amounts across each of your investment options, back in line with your preferred investment strategy. Please refer to the Reference Guide – FirstChoice Wholesale Personal Super and Pension for further details of this facility.
Online services	You are automatically provided with access to online services. Do not cross the box if you want online access.
Adviser service fee	You only need to complete this section if you have agreed with your financial adviser to have an ongoing and/or one-off adviser service fee deducted from your investment.
Declaration and signature	<p>Sign the declaration. If you are signing under an authority provided under a legally binding authority, such as a Power of Attorney or a Guardianship, please comply with the following:</p> <ul style="list-style-type: none"> • Attach a certified copy of the document. • Each page of the document must be certified by a Justice of the Peace, Notary Public or Solicitor. • Should the document NOT contain a sample of the authority holder's signature, please also supply a certified copy of the identification documents for the authority holder, containing a sample of their signature, e.g. Driver's Licence, Passport, etc. • The authority holder will also need to complete a 'Power of Attorney (POA) & Guardianship Order' form (to enable us to establish the identity of the authority holder) which can be obtained from our forms library at cfs.com.au or by phoning Investor Services on 13 13 36.

Step 5 Identification and verification

You or your adviser **must** also complete the 'Identification and Verification Form' on page B1 so that we can establish your identity or the identity of other people associated with your account.

Default order for deduction of fees and portfolio rebates

Where amounts are to be deducted from or credited to your investment; for example, adviser service fees, pension payments or portfolio rebates, and no option or an invalid option or invalid pension payment order has been nominated by you, a default order exists. Generally, the default order draws from or credits to your more conservative option, as determined by us. Special rules may apply where you hold FirstRate Term Deposit options. Please call Investor Services on 13 13 36 should you require further information.

Direct Debit Request Service Agreement

This is your Direct Debit Service Agreement with Colonial First State Investments Limited, User ID 619909, ABN 98 002 348 352 (the Debit User). It explains what your obligations are when undertaking a Direct Debit arrangement with us. It also details what our obligations are to you as your Direct Debit provider. Please keep this agreement for future reference. It forms part of the terms and conditions of your Direct Debit Request (DDR) and should be read in conjunction with your DDR authorisation.

Our commitment to you

- We will send you regular transaction statements in addition to the initial confirmation of your drawings.
- Where the due date for a drawing falls on a non-business day, we will draw the amount on the next business day. If you are unsure about which day your account has or will be debited you should ask your financial institution.
- We may vary any details of this agreement or a Direct Debit Request at any time by giving you at least thirty (30) days written notice sent to the preferred email or address you have given us. If you are unhappy with any changes we make, you may cancel your direct debit arrangement without fee or charge by providing us with written notice as outlined under the heading 'Your rights'.
- We may terminate your direct debit arrangement if drawings are returned unpaid, or if debit is unsuccessful three times in any 12-month period.
- We may disclose your direct debit and related account details at the request of your financial institution in connection with a claim made for an alleged incorrect or wrongful debit, or to the extent specifically required by law. Otherwise, we will keep all information provided by you, and details of your nominated account at the financial institution, private and confidential.
- We will investigate and deal promptly with any queries, claims or complaints regarding debits, providing a response within 21 business days.

Your commitment to us

- It is your responsibility to check with your financial institution whether direct debiting is available from your account as direct debiting is not available through BECS on all accounts offered by financial institutions.
- It is your responsibility to ensure that the authorisation on the direct debit request is identical to the account signing instruction held by the financial institution of the nominated account.


- It is your responsibility to ensure at all times that sufficient funds are available in the nominated account to meet a drawing on the due date for payment.
- It is your responsibility to advise us if the account nominated by you to receive the drawings is altered, transferred or closed.
- It is your responsibility to arrange with us a suitable alternative payment method if the drawing arrangements are stopped either by you or by the nominated financial institution.
- It is your responsibility to meet any charges resulting from the use of the direct debit system. This may include fees charged by us as a result of drawings returned unpaid, such fees being equal to actual costs we incur.

Your rights

- You may request to defer or alter the agreed drawing schedule by giving written notice to us or by calling Investor Services on 13 13 36. Such notice should be received by us at least five business days prior to the due date for the next drawing.
- You may cancel the direct debit arrangement at any time by giving written notice to us or by calling Investor Services on 13 13 36. Such notice should be received by us at least five business days prior to the due date for the next drawing. Your nominated financial institution may also accept a request to cancel your direct debit arrangement with us.
- All transaction disputes, queries and claims should be raised directly with us. We will provide a verbal or written response within 21 business days from the date of the notice. If the claim/dispute is successful, we will reimburse you by way of cheque or electronic credit to your nominated account. Alternatively you can contact your financial institution for assistance.

Please phone Investor Services on 13 13 36 with any enquiries or send an email to contactus@cfs.com.au.

FirstChoice Wholesale Pension Application Form



16 November 2024

SAVE FORM

PRINT FORM

A FirstChoice Wholesale Pension account will only be established on receipt of this completed application form and any documents required to be attached, issued together with the PDS dated 16 November 2024. You should read all parts of the current PDS before applying. Refer to the Application form checklist for instructions on how to complete this form. Please phone Investor Services on 13 13 36 with any enquiries.

Complete this form using **BLACK INK** and print well within the boxes in **CAPITAL LETTERS**. Mark appropriate answer boxes with a cross . Start at the left of each answer space and leave a gap between words.

Fields marked with an asterisk (*) **must** be completed for the purposes of anti-money laundering laws.

The Target Market Determinations (TMD) for our financial products can be found at cfs.com.au/tmd and include a description of who the financial product is appropriate for.

PART A – YOUR DETAILS

1 INVESTOR DETAILS

Title Mr Mrs Miss Ms Other Gender Male Female

Full given name(s)*

Surname*

Date of birth* (dd/mm/yyyy) Tax File Number (TFN) We are unable to open your pension account unless you provide us with your TFN. If you are under age 60, please also complete the 'Tax file number declaration' form.

Are you a permanent resident of Australia? Yes No

If you have (an) existing FirstChoice superannuation and/or pension account(s) with Avanteos Investments Limited (AIL), it is possible that you may have already provided us with your TFN. We are authorised under the *Superannuation Industry (Supervision) Act (Cth)* to collect your TFN for this application. We may also use your TFN to administer other superannuation and/or pension accounts you hold with us in the future. Where we use your TFN in this way, we will only use it for legal purposes, such as to calculate tax on your benefits, provide information to the Commissioner of Taxation or search for your other super accounts.

Yes, use my existing TFN information for this application
 No, do not use my existing TFN information for this application

Your main country of residence, if not Australia*

If you are not an Australian resident, what is the country of residence for tax purposes?

Occupation* (If retired, state RETIRED)

Go to cfs.com.au/occupationandindustry for a list of occupations

1 INVESTOR DETAILS (CONTINUED)

Australian residential address (PO Box is NOT acceptable)*

Unit number	<input type="text"/>	Street number	<input type="text"/>	Street name	<input type="text"/>				
Suburb	<input type="text"/>			State	<input type="text"/>	Postcode	<input type="text"/>	Country	<input type="text" value="AUSTRALIA"/>

Postal address (if different to above)

Unit number	<input type="text"/>	Street number	<input type="text"/>	PO Box	<input type="text"/>	Street name	<input type="text"/>		
Suburb	<input type="text"/>			State	<input type="text"/>	Postcode	<input type="text"/>	Country	<input type="text"/>

Mobile phone number*

Work phone number

Home phone number

Email address*

Note: We require your mobile number and email address to help administer your account as outlined below.

We will use your contact details in the following way:

By providing your email address and mobile number you are consenting to receive important information about your account including statements, transaction confirmations, significant event notices, education and market updates via email, your account online, SMS, mobile phone app or other electronic means. You are also consenting to receive marketing communications about our products and services.

Please note, you are able to change your communications preferences at any time via your secure online login or by calling us on 13 13 36. However, you are unable to opt out of receiving communications which we are required to send you by law.

Your contact details will also be used for security validations and to provide secure access to your account. For more information refer to the CFS Privacy Policy, which is available on our website at cfs.com.au/privacy.

2 ELIGIBILITY TO COMMENCE A PENSION

Select one option to indicate the type of pension or benefit you are applying for.

PRE-RETIREMENT (TTR) PENSION

- I am aged 60 to 64 but have not permanently retired – I note my preservation components will be applied to my pre-retirement pension(s) (unless I tell you otherwise) in the following order: unrestricted non-preserved; restricted non-preserved; preserved.

RETIREMENT PENSION

- I am aged 60 to 64 and have permanently retired and do not intend to be gainfully employed again for 10 hours or more per week.
- I am aged 60 to 64 and have ceased a gainful employment arrangement since turning age 60.
- I am aged 65 or older.

NON-PRESERVED CASH BENEFIT

- I am commencing a pension with my unrestricted non-preserved benefits.
- I am commencing a pension with my restricted non-preserved benefits only and have terminated my employment with an employer who has contributed to this fund.

Note: In order to receive any of the above pensions or benefits you must be an Australian or New Zealand citizen, permanent resident in Australia or hold a 405 or 410 retirement visa and you must meet the relevant criteria for that pension or benefit.

OR

- total and permanent disability benefit – I am permanently incapacitated.¹
- terminal illness benefit – I have a terminal medical condition.¹
- death benefit – I am the beneficiary of a deceased member's death benefit.

Note: In order to receive any of the above benefits, you must meet the relevant criteria for that benefit.

Please be aware that you may incur adverse taxation consequences and penalties if you make a false declaration in relation to whether you are entitled to receive a super benefit. If you are a temporary resident, we may also be required to pay your account balance to the ATO. Refer to the PDS and Reference Guide – FirstChoice Wholesale Personal Super and Pension for more information on the terms above and when you can be paid your pension.

¹ You may be required to supply medical evidence to satisfy this criteria.

PART B – YOUR INVESTMENT

3 LIKE-FOR-LIKE TRANSFER (FROM ELIGIBLE FIRSTCHOICE PRODUCTS)

Complete this section if you are transferring funds from an eligible FirstChoice product (as outlined in the Application form checklist). Your account will be credited with a refund for the buy/sell spread that has been charged on any funds that are transferred between like-for-like investment options and between eligible FirstChoice products. Refer to the PDS for further information. Please be aware that any buy/sell spread refunds will increase the commencement value of the pension and therefore the amount of the credit that AIL will report to the ATO for transfer balance cap purposes. Where a like-for-like transfer is not available buy/sell spreads will be charged. If you are commencing your pension from existing FirstChoice accounts and external sources of funds, and investing these funds as per the investment allocation outlined in section 5, the SuperFirst Transfer Facility must be used. Refer to the Reference Guide – FirstChoice Wholesale Personal Super and Pension for further information.

Select **one option** below – if no selection is made, we will invest your funds as per section 5.

- Invest all funds per the allocation in section 5**
If you are commencing your pension with internal AND external funds, your external funds will be consolidated using Part C – SuperFirst Transfer Facility.
- Eligible internal FirstChoice accounts ONLY:**
Like-for-like transfer of all funds with no changes to current allocations. Do not complete section 5.
- Internal accounts with external money**
Like-for-like transfer of internal funds, and all external funds will be invested in the same allocation as your internal accounts. This includes creating new term deposits where a term deposit is already held. Do not complete section 5 or Part C – SuperFirst Transfer Facility.
- All external funds to be invested as per section 5**
Like-for-like transfer of internal funds. Complete Part C – SuperFirst Transfer Facility. Please note a day two switch will be performed on the external funds only.

If you have any additional investment allocation instructions, please provide details below.

4 ROLLOVER DETAILS

IMPORTANT WARNING IF YOU ARE CLAIMING A TAX DEDUCTION FOR PERSONAL CONTRIBUTIONS: Provide your 'Notice of intent to claim or vary a deduction for personal super contributions' form to us, which is available from our forms library at cfs.com.au/forms, and receive acknowledgment from us, before commencing a pension, otherwise you may not be eligible for any tax deduction. If you are aged 67 to 74 at the time of the contribution, you must also meet the ATO's work test or work test exemption to be eligible to claim a tax deduction for a personal contribution.

INTERNAL ROLLOVER 1

Complete this section to use your existing super benefits or pension to receive payments through FirstChoice Wholesale Pension.

I would like to use funds from my existing account number

Cross (X) one box only

- I would like to roll over the entire balance. I understand that doing this will close my existing account.
- Leave minimum balance required to keep account open.
- Use exactly \$ to open this new account.
- Use the balance leaving exactly \$ in my above mentioned existing account.

I would like the remaining funds invested in the following investment allocation:

If no investment allocation is indicated, we will leave the balance in your current weightings.

INTERNAL ROLLOVER 2

Complete this section to use your existing super benefits or pension to receive payments through FirstChoice Wholesale Pension.

I would like to use funds from my existing account number

Cross (X) one box only

- I would like to roll over the entire balance. I understand that doing this will close my existing account.
- Leave minimum balance required to keep account open.
- Use exactly \$ to open this new account.
- Use the balance leaving exactly \$ in my above mentioned existing account.

I would like the remaining funds invested in the following investment allocation:

If no investment allocation is indicated, we will leave the balance in your current weightings.

4 ROLLOVER DETAILS (CONTINUED)

EXTERNAL ROLLOVERS

Indicate below the amount of any external rollovers. Please ensure that your previous super funds have been instructed to roll over your funds or if you would like us to initiate this rollover on your behalf, complete the 'Consolidate my super' form.

External rollover provider

Approximate amount

\$	
\$	
\$	
\$	
\$	
\$	
\$	
\$	
\$	
\$	
\$	

Note: If you are using the SuperFirst Transfer Facility, complete Part C.

5 INVESTMENT ALLOCATION AND PENSION PAYMENT ORDER

Please specify the **percentage** you wish to invest in each option. Total must equal 100%.

FIRSTCHOICE MANAGED ACCOUNTS AND MODEL PORTFOLIOS (ADVISER USE ONLY)

Invest all funds per the FirstChoice Managed Account or Model Portfolio
Managed Account or Model Portfolio Name:

--

INVESTMENT SELECTION

- If you are applying for a Retirement account, select the **Retirement Pension Options** from pages A8 to A15
- If you are applying for a Pre-Retirement account, select **Pre-retirement Pension Options** from pages A16 to A21

Select your investment options by selecting the **percentage** (total must be 100%) you would like allocated to each option. The minimum initial investment is \$20,000. **If you are investing external funds only and no investment options are nominated, we will allocate your investment and pension payments to the First Sentier Strategic Cash option and First Sentier TTR Strategic Cash option for pre-retirement accounts.**

Please also indicate the order or percentage of investment options from which you would like to draw down your pension payments. If you do not specify an order or you provide an invalid or incomplete instruction, we will use the order as outlined in the Application form checklist.

If you specify an order, please number all investment options you have selected.

Risk measure categories

The table below outlines the different risk measure categories of the investment options. Please refer to the Investment Options Menu for more information on risk measure categories.

Risk band	Risk label	Estimated number of negative annual returns over any 20-year period
1	Very low	Less than 0.5
2	Low	0.5 to less than 1
3	Low to medium	1 to less than 2
4	Medium	2 to less than 3
5	Medium to high	3 to less than 4
6	High	4 to less than 6
7	Very high	6 or greater

5 INVESTMENT ALLOCATION AND PENSION PAYMENT ORDER (CONTINUED)

Retirement Pension options (for Pre-Retirement (TTR) investment options – refer to 'Pre-Retirement Pension options' section)

Option name	Option code	Minimum suggested timeframe	Risk band	Investment	Pension payment		
					Order	OR	%
CFS OPTIONS							
CFS Defensive	001	At least 3 years	3	<input type="text"/> %	<input type="text"/>	<input type="text"/>	<input type="text"/> %
CFS Conservative	013	At least 3 years	4	<input type="text"/> %	<input type="text"/>	<input type="text"/>	<input type="text"/> %
CFS Diversified	311	At least 5 years	5	<input type="text"/> %	<input type="text"/>	<input type="text"/>	<input type="text"/> %
CFS Moderate	014	At least 5 years	5	<input type="text"/> %	<input type="text"/>	<input type="text"/>	<input type="text"/> %
CFS Balanced	251	At least 5 years	6	<input type="text"/> %	<input type="text"/>	<input type="text"/>	<input type="text"/> %
CFS Real Return	632	At least 5 years	5	<input type="text"/> %	<input type="text"/>	<input type="text"/>	<input type="text"/> %
CFS Growth	015	At least 5 years	6	<input type="text"/> %	<input type="text"/>	<input type="text"/>	<input type="text"/> %
CFS High Growth	032	At least 7 years	6	<input type="text"/> %	<input type="text"/>	<input type="text"/>	<input type="text"/> %
CFS Geared Growth Plus ³	240	At least 7 years	7	<input type="text"/> %	<input type="text"/>	<input type="text"/>	<input type="text"/> %
CFS Enhanced Cash	614	No minimum	1	<input type="text"/> %	<input type="text"/>	<input type="text"/>	<input type="text"/> %
CFS Fixed Interest	012	At least 3 years	5	<input type="text"/> %	<input type="text"/>	<input type="text"/>	<input type="text"/> %
CFS Australian Share	016	At least 7 years	7	<input type="text"/> %	<input type="text"/>	<input type="text"/>	<input type="text"/> %
CFS Australian Small Companies ³	071	At least 7 years	7	<input type="text"/> %	<input type="text"/>	<input type="text"/>	<input type="text"/> %
CFS Global Share	017	At least 7 years	7	<input type="text"/> %	<input type="text"/>	<input type="text"/>	<input type="text"/> %
CFS Global Share – Hedged	101	At least 7 years	7	<input type="text"/> %	<input type="text"/>	<input type="text"/>	<input type="text"/> %
CFS Emerging Markets ³	233	At least 7 years	7	<input type="text"/> %	<input type="text"/>	<input type="text"/>	<input type="text"/> %
CFS Property Securities ⁴	018	At least 7 years	7	<input type="text"/> %	<input type="text"/>	<input type="text"/>	<input type="text"/> %
CFS Global Property Securities ⁴	204	At least 7 years	7	<input type="text"/> %	<input type="text"/>	<input type="text"/>	<input type="text"/> %
CFS Global Infrastructure Securities ⁴	205	At least 7 years	7	<input type="text"/> %	<input type="text"/>	<input type="text"/>	<input type="text"/> %
CFS Geared Australian Share (Multi-Manager) ³	206	At least 7 years	7	<input type="text"/> %	<input type="text"/>	<input type="text"/>	<input type="text"/> %
CFS Geared Global Share ³	046	At least 7 years	7	<input type="text"/> %	<input type="text"/>	<input type="text"/>	<input type="text"/> %
CFS Geared Share ³	045	At least 7 years	7	<input type="text"/> %	<input type="text"/>	<input type="text"/>	<input type="text"/> %
CFS ETF Exposure Series							
CFS ETF Exposure Series: US Treasury Bills	623	At least 7 years	7	<input type="text"/> %	<input type="text"/>	<input type="text"/>	<input type="text"/> %
CFS ETF Exposure Series: Physical Gold	397	At least 7 years	7	<input type="text"/> %	<input type="text"/>	<input type="text"/>	<input type="text"/> %
CFS ETF Exposure Series: All-World ex-US Shares	398	At least 7 years	7	<input type="text"/> %	<input type="text"/>	<input type="text"/>	<input type="text"/> %
CFS ETF Exposure Series: US Shares	396	At least 7 years	7	<input type="text"/> %	<input type="text"/>	<input type="text"/>	<input type="text"/> %
CFS Lifestage							
CFS Lifestage 1945–49	605	At least 5 years	5	<input type="text"/> %	<input type="text"/>	<input type="text"/>	<input type="text"/> %
CFS Lifestage 1950–54	604	At least 5 years	5	<input type="text"/> %	<input type="text"/>	<input type="text"/>	<input type="text"/> %

Refer to page A15 for footnotes 1–5.

5 INVESTMENT ALLOCATION AND PENSION PAYMENT ORDER (CONTINUED)

Retirement Pension options (for Pre-Retirement (TTR) investment options – refer to 'Pre-Retirement Pension options' section)

Option name	Option code	Minimum suggested timeframe	Risk band	Investment	Pension payment		
					Order	OR	%
CFS Lifestage 1955–59	603	At least 5 years	5	<input type="text"/> %	<input type="text"/>	<input type="text"/>	<input type="text"/> %
CFS Lifestage 1960–64	602	At least 7 years	6	<input type="text"/> %	<input type="text"/>	<input type="text"/>	<input type="text"/> %
CFS Sustainability							
CFS Thrive+ Sustainable Growth	381	At least 5 years	6	<input type="text"/> %	<input type="text"/>	<input type="text"/>	<input type="text"/> %
CFS Enhanced Index Series							
CFS Enhanced Index Conservative	005	At least 3 years	4	<input type="text"/> %	<input type="text"/>	<input type="text"/>	<input type="text"/> %
CFS Enhanced Index Diversified	008	At least 5 years	5	<input type="text"/> %	<input type="text"/>	<input type="text"/>	<input type="text"/> %
CFS Enhanced Index Moderate	312	At least 5 years	5	<input type="text"/> %	<input type="text"/>	<input type="text"/>	<input type="text"/> %
CFS Enhanced Index Balanced	022	At least 5 years	6	<input type="text"/> %	<input type="text"/>	<input type="text"/>	<input type="text"/> %
CFS Enhanced Index Growth	099	At least 5 years	6	<input type="text"/> %	<input type="text"/>	<input type="text"/>	<input type="text"/> %
CFS Enhanced Index High Growth	034	At least 7 years	6	<input type="text"/> %	<input type="text"/>	<input type="text"/>	<input type="text"/> %
CFS Index Series							
CFS Index Conservative	353	At least 3 years	4	<input type="text"/> %	<input type="text"/>	<input type="text"/>	<input type="text"/> %
CFS Index Diversified	354	At least 5 years	5	<input type="text"/> %	<input type="text"/>	<input type="text"/>	<input type="text"/> %
CFS Index Moderate	356	At least 5 years	5	<input type="text"/> %	<input type="text"/>	<input type="text"/>	<input type="text"/> %
CFS Index Balanced	357	At least 5 years	6	<input type="text"/> %	<input type="text"/>	<input type="text"/>	<input type="text"/> %
CFS Index Growth	355	At least 5 years	6	<input type="text"/> %	<input type="text"/>	<input type="text"/>	<input type="text"/> %
CFS Index High Growth	358	At least 7 years	6	<input type="text"/> %	<input type="text"/>	<input type="text"/>	<input type="text"/> %
CFS Index Australian Bond	086	At least 3 years	4	<input type="text"/> %	<input type="text"/>	<input type="text"/>	<input type="text"/> %
CFS Index Global Bond	344	At least 3 years	5	<input type="text"/> %	<input type="text"/>	<input type="text"/>	<input type="text"/> %
CFS Index Australian Share	028	At least 7 years	7	<input type="text"/> %	<input type="text"/>	<input type="text"/>	<input type="text"/> %
CFS Index Global Share	041	At least 7 years	7	<input type="text"/> %	<input type="text"/>	<input type="text"/>	<input type="text"/> %
CFS Index Global Share – Hedged	095	At least 7 years	7	<input type="text"/> %	<input type="text"/>	<input type="text"/>	<input type="text"/> %
CFS Index Property Securities ⁴	087	At least 7 years	7	<input type="text"/> %	<input type="text"/>	<input type="text"/>	<input type="text"/> %
CFS Index Global Property Securities ⁴	250	At least 7 years	7	<input type="text"/> %	<input type="text"/>	<input type="text"/>	<input type="text"/> %
CFS Index Global Listed Infrastructure Securities ⁴	359	At least 7 years	7	<input type="text"/> %	<input type="text"/>	<input type="text"/>	<input type="text"/> %
CFS Geared Index Australian Share ³	366	At least 7 years	7	<input type="text"/> %	<input type="text"/>	<input type="text"/>	<input type="text"/> %
CFS Geared Index Global Share ³	367	At least 7 years	7	<input type="text"/> %	<input type="text"/>	<input type="text"/>	<input type="text"/> %
MULTI-SECTOR OPTIONS							
Alternative income							
Pendal Monthly Income Plus	094	At least 5 years	5	<input type="text"/> %	<input type="text"/>	<input type="text"/>	<input type="text"/> %

Refer to page A15 for footnotes 1–5.

5 INVESTMENT ALLOCATION AND PENSION PAYMENT ORDER (CONTINUED)

Retirement Pension options (for Pre-Retirement (TTR) investment options – refer to 'Pre-Retirement Pension options' section)

Option name	Option code	Minimum suggested timeframe	Risk band	Investment	Pension payment		
					Order	OR	%
Conservative							
AZ Sestante Conservative	330	At least 3 years	4	<input type="text"/> %	<input type="text"/>	<input type="text"/>	<input type="text"/> %
Context Capital Short Term	607	At least 3 years	4	<input type="text"/> %	<input type="text"/>	<input type="text"/>	<input type="text"/> %
Perpetual Conservative Growth	006	At least 3 years	4	<input type="text"/> %	<input type="text"/>	<input type="text"/>	<input type="text"/> %
Moderate							
AZ Sestante Diversified	331	At least 5 years	5	<input type="text"/> %	<input type="text"/>	<input type="text"/>	<input type="text"/> %
Context Capital Medium Term	608	At least 5 years	5	<input type="text"/> %	<input type="text"/>	<input type="text"/>	<input type="text"/> %
Evidentia Medium Term	610	At least 5 years	5	<input type="text"/> %	<input type="text"/>	<input type="text"/>	<input type="text"/> %
Perpetual Diversified Growth	009	At least 5 years	5	<input type="text"/> %	<input type="text"/>	<input type="text"/>	<input type="text"/> %
Growth							
Pendal Sustainable Balanced	030	At least 5 years	6	<input type="text"/> %	<input type="text"/>	<input type="text"/>	<input type="text"/> %
Perpetual Balanced Growth	031	At least 5 years	6	<input type="text"/> %	<input type="text"/>	<input type="text"/>	<input type="text"/> %
Diversified real return							
Drummond Dynamic Plus ¹	625	At least 5 years	6	<input type="text"/> %	<input type="text"/>	<input type="text"/>	<input type="text"/> %
Perpetual Diversified Real Return	147	At least 5 years	6	<input type="text"/> %	<input type="text"/>	<input type="text"/>	<input type="text"/> %
Schroder Real Return	303	At least 5 years	6	<input type="text"/> %	<input type="text"/>	<input type="text"/>	<input type="text"/> %
High growth							
AZ Sestante Growth	332	At least 7 years	6	<input type="text"/> %	<input type="text"/>	<input type="text"/>	<input type="text"/> %
Context Capital Long Term	609	At least 7 years	6	<input type="text"/> %	<input type="text"/>	<input type="text"/>	<input type="text"/> %
Evidentia Long Term	611	At least 7 years	6	<input type="text"/> %	<input type="text"/>	<input type="text"/>	<input type="text"/> %
SINGLE MANAGER SINGLE-SECTOR							
Cash and deposits							
Note: Pension payments from FirstRate Term Deposit options are early withdrawals, refer to the Reference Guide – FirstChoice Wholesale Personal Super and Pension. You should consider using other investment options in your account for pension payments.							
FirstRate Saver	800	No minimum	1	<input type="text"/> %	<input type="text"/>	<input type="text"/>	<input type="text"/> %
FirstRate Saver Non-Auto-rebalancing	805	No minimum	1	<input type="text"/> %	<input type="text"/>	<input type="text"/>	<input type="text"/> %
FirstRate Term Deposits – Refer to page A15 for the options available							
Enhanced cash							
First Sentier Strategic Cash	011	No minimum	1	<input type="text"/> %	<input type="text"/>	<input type="text"/>	<input type="text"/> %
Short duration fixed interest							
Daintree Core Income	047	At least 3 years	4	<input type="text"/> %	<input type="text"/>	<input type="text"/>	<input type="text"/> %
Franklin Australian Absolute Return Bond	368	At least 3 years	4	<input type="text"/> %	<input type="text"/>	<input type="text"/>	<input type="text"/> %
Janus Henderson Diversified Credit	078	At least 3 years	4	<input type="text"/> %	<input type="text"/>	<input type="text"/>	<input type="text"/> %
Kapstream Absolute Return Income	302	At least 3 years	4	<input type="text"/> %	<input type="text"/>	<input type="text"/>	<input type="text"/> %

Refer to page A15 for footnotes 1-5.

5 INVESTMENT ALLOCATION AND PENSION PAYMENT ORDER (CONTINUED)

Retirement Pension options (for Pre-Retirement (TTR) investment options – refer to 'Pre-Retirement Pension options' section)

Option name	Option code	Minimum suggested timeframe	Risk band	Investment	Pension payment		
					Order	OR	%
Macquarie Income Opportunities	252	At least 3 years	4	<input type="text"/> %	<input type="text"/>	<input type="text"/> %	
Mutual Income	612	At least 3 years	4	<input type="text"/> %	<input type="text"/>	<input type="text"/> %	
Perpetual Diversified Income	103	At least 3 years	4	<input type="text"/> %	<input type="text"/>	<input type="text"/> %	
PM Capital Enhanced Yield ¹	091	At least 3 years	4	<input type="text"/> %	<input type="text"/>	<input type="text"/> %	
Schroder Absolute Return Income	079	At least 3 years	4	<input type="text"/> %	<input type="text"/>	<input type="text"/> %	
Yarra Enhanced Income	624	At least 3 years	4	<input type="text"/> %	<input type="text"/>	<input type="text"/> %	
Diversified fixed interest							
Bentham Global Income	334	At least 3 years	5	<input type="text"/> %	<input type="text"/>	<input type="text"/> %	
Brandywine Global Income Optimiser ¹	313	At least 3 years	5	<input type="text"/> %	<input type="text"/>	<input type="text"/> %	
Colchester Global Government Bond	362	At least 3 years	5	<input type="text"/> %	<input type="text"/>	<input type="text"/> %	
Colchester Emerging Market Bond	638	At least 3 years	5	<input type="text"/> %	<input type="text"/>	<input type="text"/> %	
Fortlake Real Income ¹	637	At least 3 years	5	<input type="text"/> %	<input type="text"/>	<input type="text"/> %	
Macquarie Dynamic Bond	002	At least 3 years	5	<input type="text"/> %	<input type="text"/>	<input type="text"/> %	
MetLife Global Impact Bond	337	At least 3 years	5	<input type="text"/> %	<input type="text"/>	<input type="text"/> %	
PIMCO Diversified Fixed Interest	369	At least 3 years	5	<input type="text"/> %	<input type="text"/>	<input type="text"/> %	
PIMCO Global Bond	276	At least 3 years	5	<input type="text"/> %	<input type="text"/>	<input type="text"/> %	
T. Rowe Price Dynamic Global Bond	394	At least 3 years	5	<input type="text"/> %	<input type="text"/>	<input type="text"/> %	
UBS Diversified Fixed Income	254	At least 3 years	5	<input type="text"/> %	<input type="text"/>	<input type="text"/> %	
Australian fixed interest							
Janus Henderson Tactical Income	606	At least 3 years	4	<input type="text"/> %	<input type="text"/>	<input type="text"/> %	
Macquarie Australian Fixed Interest	084	At least 3 years	4	<input type="text"/> %	<input type="text"/>	<input type="text"/> %	
Pendal Sustainable Australian Fixed Interest	129	At least 3 years	4	<input type="text"/> %	<input type="text"/>	<input type="text"/> %	
PIMCO Australian Bond	003	At least 3 years	4	<input type="text"/> %	<input type="text"/>	<input type="text"/> %	
Western Asset Australian Bond	385	At least 3 years	4	<input type="text"/> %	<input type="text"/>	<input type="text"/> %	
Alternatives⁵							
Suggested to be no more than 20% of your portfolio							
Acadian Defensive Income	236	At least 3 years	4	<input type="text"/> %	<input type="text"/>	<input type="text"/> %	
Aspect Absolute Return ¹	333	At least 5 years	5	<input type="text"/> %	<input type="text"/>	<input type="text"/> %	
Aspect Diversified Futures ¹	261	At least 5 years	5	<input type="text"/> %	<input type="text"/>	<input type="text"/> %	
BlackRock Global Liquid Alternatives ¹	304	At least 5 years	5	<input type="text"/> %	<input type="text"/>	<input type="text"/> %	
Lower volatility share							
AB Managed Volatility Equities	083	At least 7 years	7	<input type="text"/> %	<input type="text"/>	<input type="text"/> %	

Refer to page A15 for footnotes 1-5.

5 INVESTMENT ALLOCATION AND PENSION PAYMENT ORDER (CONTINUED)

Retirement Pension options (for Pre-Retirement (TTR) investment options – refer to 'Pre-Retirement Pension options' section)

Option name	Option code	Minimum suggested timeframe	Risk band	Investment	Pension payment		
					Order	OR	%
Acadian Global Managed Volatility Equity	277	At least 7 years	7	<input type="text"/> %	<input type="text"/>	<input type="text"/>	<input type="text"/> %
Merlon Australian Share Income	234	At least 7 years	6	<input type="text"/> %	<input type="text"/>	<input type="text"/>	<input type="text"/> %
State Street Australian Equity	027	At least 7 years	7	<input type="text"/> %	<input type="text"/>	<input type="text"/>	<input type="text"/> %
Australian share							
Acadian Core Australian Equity	096	At least 7 years	7	<input type="text"/> %	<input type="text"/>	<input type="text"/>	<input type="text"/> %
Airlie Australian Share	037	At least 7 years	7	<input type="text"/> %	<input type="text"/>	<input type="text"/>	<input type="text"/> %
Alphinity Sustainable Share	324	At least 7 years	7	<input type="text"/> %	<input type="text"/>	<input type="text"/>	<input type="text"/> %
Antares Ex-20 Australian Equities	626	At least 7 years	7	<input type="text"/> %	<input type="text"/>	<input type="text"/>	<input type="text"/> %
Ausbil Active Sustainable Equity	025	At least 7 years	7	<input type="text"/> %	<input type="text"/>	<input type="text"/>	<input type="text"/> %
Ausbil Australian Active Equity	036	At least 7 years	7	<input type="text"/> %	<input type="text"/>	<input type="text"/>	<input type="text"/> %
Bennelong Ex-20 Australian Equities	314	At least 7 years	7	<input type="text"/> %	<input type="text"/>	<input type="text"/>	<input type="text"/> %
DNR Capital Australian Equities High Conviction	393	At least 7 years	7	<input type="text"/> %	<input type="text"/>	<input type="text"/>	<input type="text"/> %
DNR Capital Australian Equities Income	068	At least 7 years	7	<input type="text"/> %	<input type="text"/>	<input type="text"/>	<input type="text"/> %
Fidelity Australian Equities	050	At least 7 years	7	<input type="text"/> %	<input type="text"/>	<input type="text"/>	<input type="text"/> %
First Sentier Concentrated Australian Share	088	At least 7 years	7	<input type="text"/> %	<input type="text"/>	<input type="text"/>	<input type="text"/> %
First Sentier Imputation	024	At least 7 years	7	<input type="text"/> %	<input type="text"/>	<input type="text"/>	<input type="text"/> %
Infinity Core Australian Equity	618	At least 7 years	7	<input type="text"/> %	<input type="text"/>	<input type="text"/>	<input type="text"/> %
Investors Mutual Australian Share	074	At least 7 years	7	<input type="text"/> %	<input type="text"/>	<input type="text"/>	<input type="text"/> %
Lazard Select Australian Equity	069	At least 7 years	7	<input type="text"/> %	<input type="text"/>	<input type="text"/>	<input type="text"/> %
Martin Currie Australia Equity Income	232	At least 7 years	7	<input type="text"/> %	<input type="text"/>	<input type="text"/>	<input type="text"/> %
Pendal Australian Share	038	At least 7 years	7	<input type="text"/> %	<input type="text"/>	<input type="text"/>	<input type="text"/> %
Pendal Sustainable Australian Share	073	At least 7 years	7	<input type="text"/> %	<input type="text"/>	<input type="text"/>	<input type="text"/> %
Perennial Value Australian Share	075	At least 7 years	7	<input type="text"/> %	<input type="text"/>	<input type="text"/>	<input type="text"/> %
Perpetual Australian Share	111	At least 7 years	7	<input type="text"/> %	<input type="text"/>	<input type="text"/>	<input type="text"/> %
Perpetual Industrial Share	026	At least 7 years	7	<input type="text"/> %	<input type="text"/>	<input type="text"/>	<input type="text"/> %
Platypus Australian Equities	035	At least 7 years	7	<input type="text"/> %	<input type="text"/>	<input type="text"/>	<input type="text"/> %
RQI Australian Value	241	At least 7 years	7	<input type="text"/> %	<input type="text"/>	<input type="text"/>	<input type="text"/> %
Schroder Australian Equity	039	At least 7 years	7	<input type="text"/> %	<input type="text"/>	<input type="text"/>	<input type="text"/> %
Solaris Core Australian Equity	072	At least 7 years	7	<input type="text"/> %	<input type="text"/>	<input type="text"/>	<input type="text"/> %
WaveStone Australian Share	092	At least 7 years	7	<input type="text"/> %	<input type="text"/>	<input type="text"/>	<input type="text"/> %

Refer to page A15 for footnotes 1-5.

5 INVESTMENT ALLOCATION AND PENSION PAYMENT ORDER (CONTINUED)

Retirement Pension options (for Pre-Retirement (TTR) investment options – refer to 'Pre-Retirement Pension options' section)

Option name	Option code	Minimum suggested timeframe	Risk band	Investment	Pension payment		
					Order	OR	%
Australian share – small companies⁵					Suggested to be no more than 30% of your portfolio		
Ausbil Australian Emerging Leaders	211	At least 7 years	7	<input type="text"/> %	<input type="text"/>	<input type="text"/> %	
Celeste Australian Small Companies	049	At least 7 years	7	<input type="text"/> %	<input type="text"/>	<input type="text"/> %	
Eiger Australian Small Companies	374	At least 7 years	7	<input type="text"/> %	<input type="text"/>	<input type="text"/> %	
First Sentier Australian Small Companies	089	At least 7 years	7	<input type="text"/> %	<input type="text"/>	<input type="text"/> %	
Infinity SMID Australian Equity	619	At least 7 years	7	<input type="text"/> %	<input type="text"/>	<input type="text"/> %	
Investors Mutual Future Leaders	081	At least 7 years	7	<input type="text"/> %	<input type="text"/>	<input type="text"/> %	
Longwave Australian Small Companies	080	At least 7 years	7	<input type="text"/> %	<input type="text"/>	<input type="text"/> %	
OC Premium Small Companies	318	At least 7 years	7	<input type="text"/> %	<input type="text"/>	<input type="text"/> %	
RQI Australian Small Cap Value	242	At least 7 years	7	<input type="text"/> %	<input type="text"/>	<input type="text"/> %	
Global share							
Acadian Global Equity	048	At least 7 years	7	<input type="text"/> %	<input type="text"/>	<input type="text"/> %	
Antipodes Global ¹	259	At least 7 years	7	<input type="text"/> %	<input type="text"/>	<input type="text"/> %	
Baillie Gifford Sustainable Growth	365	At least 7 years	7	<input type="text"/> %	<input type="text"/>	<input type="text"/> %	
Baillie Gifford Long Term Global Growth	270	At least 7 years	7	<input type="text"/> %	<input type="text"/>	<input type="text"/> %	
Barrow Hanley Concentrated Global Share	043	At least 7 years	7	<input type="text"/> %	<input type="text"/>	<input type="text"/> %	
Barrow Hanley Global Share	064	At least 7 years	7	<input type="text"/> %	<input type="text"/>	<input type="text"/> %	
Capital Group New Perspective	197	At least 7 years	7	<input type="text"/> %	<input type="text"/>	<input type="text"/> %	
Capital Group New Perspective – Hedged	640	At least 7 years	7	<input type="text"/> %	<input type="text"/>	<input type="text"/> %	
Epoch Global Equity Shareholder Yield	238	At least 7 years	7	<input type="text"/> %	<input type="text"/>	<input type="text"/> %	
GQG Partners Global Equity	388	At least 7 years	7	<input type="text"/> %	<input type="text"/>	<input type="text"/> %	
GQG Partners Global Equity – Hedged	627	At least 7 years	7	<input type="text"/> %	<input type="text"/>	<input type="text"/> %	
Hyperion Global Growth Companies	378	At least 7 years	7	<input type="text"/> %	<input type="text"/>	<input type="text"/> %	
Intermede Global Equities	390	At least 7 years	7	<input type="text"/> %	<input type="text"/>	<input type="text"/> %	
Magellan Global Share	267	At least 7 years	7	<input type="text"/> %	<input type="text"/>	<input type="text"/> %	
Magellan Global Share – Hedged	326	At least 7 years	7	<input type="text"/> %	<input type="text"/>	<input type="text"/> %	
MFS Global Equity	063	At least 7 years	7	<input type="text"/> %	<input type="text"/>	<input type="text"/> %	
Nanuk New World	384	At least 7 years	7	<input type="text"/> %	<input type="text"/>	<input type="text"/> %	
Pendal Global Select	257	At least 7 years	7	<input type="text"/> %	<input type="text"/>	<input type="text"/> %	
Royal London Concentrated Global Share	076	At least 7 years	7	<input type="text"/> %	<input type="text"/>	<input type="text"/> %	
Royal London Core Global Share	628	At least 7 years	7	<input type="text"/> %	<input type="text"/>	<input type="text"/> %	

Refer to page A15 for footnotes 1-5.

5 INVESTMENT ALLOCATION AND PENSION PAYMENT ORDER (CONTINUED)

Retirement Pension options (for Pre-Retirement (TTR) investment options – refer to 'Pre-Retirement Pension options' section)

Option name	Option code	Minimum suggested timeframe	Risk band	Investment	Pension payment		
					Order	OR	%
RQI Global Value	243	At least 7 years	7	<input type="text"/> %	<input type="text"/>	<input type="text"/>	<input type="text"/> %
RQI Global Value – Hedged	244	At least 7 years	7	<input type="text"/> %	<input type="text"/>	<input type="text"/>	<input type="text"/> %
Stewart Investors Worldwide Leaders Sustainability	029	At least 7 years	7	<input type="text"/> %	<input type="text"/>	<input type="text"/>	<input type="text"/> %
Talaria Global Equity	376	At least 7 years	7	<input type="text"/> %	<input type="text"/>	<input type="text"/>	<input type="text"/> %
T. Rowe Price Global Equity	042	At least 7 years	7	<input type="text"/> %	<input type="text"/>	<input type="text"/>	<input type="text"/> %
T. Rowe Price Global Equity – Hedged	377	At least 7 years	7	<input type="text"/> %	<input type="text"/>	<input type="text"/>	<input type="text"/> %
Global share – emerging markets⁵		Suggested to be no more than 30% of your portfolio					
Aikya Emerging Markets Opportunities	260	At least 7 years	7	<input type="text"/> %	<input type="text"/>	<input type="text"/>	<input type="text"/> %
Fidelity Asia	379	At least 7 years	7	<input type="text"/> %	<input type="text"/>	<input type="text"/>	<input type="text"/> %
Pendal Global Emerging Market Opportunities	336	At least 7 years	7	<input type="text"/> %	<input type="text"/>	<input type="text"/>	<input type="text"/> %
Platinum Asia ¹	258	At least 7 years	7	<input type="text"/> %	<input type="text"/>	<input type="text"/>	<input type="text"/> %
RQI Emerging Markets Value	263	At least 7 years	7	<input type="text"/> %	<input type="text"/>	<input type="text"/>	<input type="text"/> %
Skerryvore Global Emerging Markets All-Cap	202	At least 7 years	7	<input type="text"/> %	<input type="text"/>	<input type="text"/>	<input type="text"/> %
Specialist share⁵		Suggested to be no more than 30% of your portfolio					
Acadian Australian Equity Long Short	097	At least 7 years	7	<input type="text"/> %	<input type="text"/>	<input type="text"/>	<input type="text"/> %
Acadian Global Equity Long Short	203	At least 7 years	7	<input type="text"/> %	<input type="text"/>	<input type="text"/>	<input type="text"/> %
Bell Global Emerging Companies	375	At least 7 years	7	<input type="text"/> %	<input type="text"/>	<input type="text"/>	<input type="text"/> %
CFS – Wellington Global Health & Biotechnology	060	At least 7 years	7	<input type="text"/> %	<input type="text"/>	<input type="text"/>	<input type="text"/> %
CFS – Wellington Global Small Companies	077	At least 7 years	7	<input type="text"/> %	<input type="text"/>	<input type="text"/>	<input type="text"/> %
CFS – Wellington Global Technology & Communications	058	At least 7 years	7	<input type="text"/> %	<input type="text"/>	<input type="text"/>	<input type="text"/> %
Janus Henderson Global Natural Resources	040	At least 7 years	7	<input type="text"/> %	<input type="text"/>	<input type="text"/>	<input type="text"/> %
L1 Capital Catalyst	630	At least 7 years	7	<input type="text"/> %	<input type="text"/>	<input type="text"/>	<input type="text"/> %
Perpetual Share-Plus Long-Short ¹	613	At least 7 years	7	<input type="text"/> %	<input type="text"/>	<input type="text"/>	<input type="text"/> %
Platinum International ¹	070	At least 7 years	7	<input type="text"/> %	<input type="text"/>	<input type="text"/>	<input type="text"/> %
PM Capital Global Companies ¹	100	At least 7 years	7	<input type="text"/> %	<input type="text"/>	<input type="text"/>	<input type="text"/> %
Sage Capital Equity Plus ¹	387	At least 7 years	7	<input type="text"/> %	<input type="text"/>	<input type="text"/>	<input type="text"/> %
Australian property and infrastructure securities⁵		Suggested to be no more than 50% of your portfolio					
First Sentier Property Securities	065	At least 7 years	7	<input type="text"/> %	<input type="text"/>	<input type="text"/>	<input type="text"/> %
Ironbark Property Securities	044	At least 7 years	7	<input type="text"/> %	<input type="text"/>	<input type="text"/>	<input type="text"/> %
Martin Currie Real Income	235	At least 7 years	7	<input type="text"/> %	<input type="text"/>	<input type="text"/>	<input type="text"/> %

Refer to page A15 for footnotes 1-5.

5 INVESTMENT ALLOCATION AND PENSION PAYMENT ORDER (CONTINUED)

Retirement Pension options (for Pre-Retirement (TTR) investment options – refer to 'Pre-Retirement Pension options' section)

Option name	Option code	Minimum suggested timeframe	Risk band	Investment	Pension payment		
					Order	OR	%
Pendal Property Investment	066	At least 7 years	7	<input type="text"/> %	<input type="text"/>	<input type="text"/>	<input type="text"/> %
Global property and infrastructure securities⁵		Suggested to be no more than 50% of your portfolio					
ClearBridge RARE Infrastructure Value	226	At least 7 years	7	<input type="text"/> %	<input type="text"/>	<input type="text"/>	<input type="text"/> %
Cohen & Steers Global Listed Infrastructure	265	At least 7 years	7	<input type="text"/> %	<input type="text"/>	<input type="text"/>	<input type="text"/> %
First Sentier Global Property Securities	093	At least 7 years	7	<input type="text"/> %	<input type="text"/>	<input type="text"/>	<input type="text"/> %
Macquarie Global Listed Real Estate	271	At least 7 years	7	<input type="text"/> %	<input type="text"/>	<input type="text"/>	<input type="text"/> %
Magellan Infrastructure	325	At least 7 years	7	<input type="text"/> %	<input type="text"/>	<input type="text"/>	<input type="text"/> %
Quay Global Real Estate – Unhedged	386	At least 7 years	7	<input type="text"/> %	<input type="text"/>	<input type="text"/>	<input type="text"/> %
Resolution Capital Global Property Securities	372	At least 7 years	7	<input type="text"/> %	<input type="text"/>	<input type="text"/>	<input type="text"/> %
Geared⁵		Suggested to be no more than 30% of your portfolio					
Acadian Geared Core Australian Equity	082	At least 7 years	7	<input type="text"/> %	<input type="text"/>	<input type="text"/>	<input type="text"/> %
Acadian Geared Global Equity	207	At least 7 years	7	<input type="text"/> %	<input type="text"/>	<input type="text"/>	<input type="text"/> %
Term deposits							
FirstRate Term Deposit – 3 month	810	No minimum	1	<input type="text"/> %	<input type="text"/>	<input type="text"/>	<input type="text"/> %
FirstRate Term Deposit – 6 month	811	No minimum	1	<input type="text"/> %	<input type="text"/>	<input type="text"/>	<input type="text"/> %
FirstRate Term Deposit – 9 month	812	No minimum	1	<input type="text"/> %	<input type="text"/>	<input type="text"/>	<input type="text"/> %
FirstRate Term Deposit – 12 month	813	No minimum	1	<input type="text"/> %	<input type="text"/>	<input type="text"/>	<input type="text"/> %
FirstRate Term Deposit – 2 Year Monthly	400	No minimum	1	<input type="text"/> %	<input type="text"/>	<input type="text"/>	<input type="text"/> %
FirstRate Term Deposit – 2 Year Annual	403	No minimum	1	<input type="text"/> %	<input type="text"/>	<input type="text"/>	<input type="text"/> %
FirstRate Term Deposit – 3 Year Monthly	406	No minimum	1	<input type="text"/> %	<input type="text"/>	<input type="text"/>	<input type="text"/> %
FirstRate Term Deposit – 3 Year Annual	409	No minimum	1	<input type="text"/> %	<input type="text"/>	<input type="text"/>	<input type="text"/> %
FirstRate Term Deposit – 5 Year Monthly	418	No minimum	1	<input type="text"/> %	<input type="text"/>	<input type="text"/>	<input type="text"/> %
FirstRate Term Deposit – 5 Year Annual	421	No minimum	1	<input type="text"/> %	<input type="text"/>	<input type="text"/>	<input type="text"/> %
TOTAL				100%			100%

1 This option has been identified as a 'complex' option. More information is provided in the Reference Guide – Complex Funds, available at cfs.com.au/complex or by calling 13 13 36

2 The trustee suggests that no more than 20% of your portfolio is invested in these investment options. See the Investment Options Menu for more information on diversifying your portfolio.

3 The trustee suggests that no more than 30% of your portfolio is invested in these investment options. See the Investment Options Menu for more information on diversifying your portfolio.

4 The trustee suggests that no more than 50% of your portfolio is invested in these investment options. See the Investment Options Menu for more information on diversifying your portfolio.

5. The trustee suggests that your portfolio holds no more of its value in these investment categories than the maximum limit shown. See the Investment Options Menu for more information on diversifying your portfolio.

5 INVESTMENT ALLOCATION AND PENSION PAYMENT ORDER (CONTINUED)

Pre-Retirement Pension options

Option name	Option code	Minimum suggested timeframe	Risk band	Investment	Pension payment		
					Order	OR	%
CFS OPTIONS							
CFS TTR Defensive	901	At least 3 years	3	<input type="text"/> %	<input type="text"/>	<input type="text"/>	<input type="text"/> %
CFS TTR Conservative	902	At least 3 years	4	<input type="text"/> %	<input type="text"/>	<input type="text"/>	<input type="text"/> %
CFS TTR Diversified	903	At least 5 years	5	<input type="text"/> %	<input type="text"/>	<input type="text"/>	<input type="text"/> %
CFS TTR Moderate	904	At least 5 years	5	<input type="text"/> %	<input type="text"/>	<input type="text"/>	<input type="text"/> %
CFS TTR Balanced	905	At least 5 years	6	<input type="text"/> %	<input type="text"/>	<input type="text"/>	<input type="text"/> %
CFS TTR Growth	906	At least 5 years	6	<input type="text"/> %	<input type="text"/>	<input type="text"/>	<input type="text"/> %
CFS TTR High Growth	907	At least 7 years	6	<input type="text"/> %	<input type="text"/>	<input type="text"/>	<input type="text"/> %
CFS TTR Fixed Interest	908	At least 3 years	5	<input type="text"/> %	<input type="text"/>	<input type="text"/>	<input type="text"/> %
CFS TTR Australian Share	910	At least 7 years	7	<input type="text"/> %	<input type="text"/>	<input type="text"/>	<input type="text"/> %
CFS TTR Australian Small Companies ³	911	At least 7 years	7	<input type="text"/> %	<input type="text"/>	<input type="text"/>	<input type="text"/> %
CFS TTR Global Share	912	At least 7 years	7	<input type="text"/> %	<input type="text"/>	<input type="text"/>	<input type="text"/> %
CFS TTR Emerging Markets ³	913	At least 7 years	7	<input type="text"/> %	<input type="text"/>	<input type="text"/>	<input type="text"/> %
CFS TTR Property Securities ⁴	914	At least 7 years	7	<input type="text"/> %	<input type="text"/>	<input type="text"/>	<input type="text"/> %
CFS TTR Global Infrastructure Securities ⁴	880	At least 7 years	7	<input type="text"/> %	<input type="text"/>	<input type="text"/>	<input type="text"/> %
CFS TTR Geared Share ³	965	At least 7 years	7	<input type="text"/> %	<input type="text"/>	<input type="text"/>	<input type="text"/> %
CFS Lifestage							
CFS TTR Lifestage 1955–59	992	At least 5 years	5	<input type="text"/> %	<input type="text"/>	<input type="text"/>	<input type="text"/> %
CFS TTR Lifestage 1960–64	993	At least 7 years	6	<input type="text"/> %	<input type="text"/>	<input type="text"/>	<input type="text"/> %
CFS Sustainability							
CFS TTR Thrive+ Sustainable Growth	967	At least 5 years	6	<input type="text"/> %	<input type="text"/>	<input type="text"/>	<input type="text"/> %
CFS Enhanced Index Series							
CFS TTR Enhanced Index Conservative	915	At least 3 years	4	<input type="text"/> %	<input type="text"/>	<input type="text"/>	<input type="text"/> %
CFS TTR Enhanced Index Diversified	916	At least 5 years	5	<input type="text"/> %	<input type="text"/>	<input type="text"/>	<input type="text"/> %
CFS TTR Enhanced Index Moderate	917	At least 5 years	5	<input type="text"/> %	<input type="text"/>	<input type="text"/>	<input type="text"/> %
CFS TTR Enhanced Index Balanced	918	At least 5 years	6	<input type="text"/> %	<input type="text"/>	<input type="text"/>	<input type="text"/> %
CFS TTR Enhanced Index Growth	919	At least 5 years	6	<input type="text"/> %	<input type="text"/>	<input type="text"/>	<input type="text"/> %
CFS TTR Enhanced Index High Growth	920	At least 7 years	6	<input type="text"/> %	<input type="text"/>	<input type="text"/>	<input type="text"/> %
CFS Index Series							
CFS TTR Index Conservative	862	At least 3 years	4	<input type="text"/> %	<input type="text"/>	<input type="text"/>	<input type="text"/> %
CFS TTR Index Diversified	863	At least 5 years	5	<input type="text"/> %	<input type="text"/>	<input type="text"/>	<input type="text"/> %

Refer to page A21 for footnotes 1-5.

5 INVESTMENT ALLOCATION AND PENSION PAYMENT ORDER (CONTINUED)

Pre-Retirement Pension options

Option name	Option code	Minimum suggested timeframe	Risk band	Investment	Pension payment		
					Order	OR	%
CFS TTR Index Moderate	869	At least 5 years	5	<input type="text"/> %	<input type="text"/>	<input type="text"/> %	
CFS TTR Index Balanced	861	At least 5 years	6	<input type="text"/> %	<input type="text"/>	<input type="text"/> %	
CFS TTR Index Growth	868	At least 5 years	6	<input type="text"/> %	<input type="text"/>	<input type="text"/> %	
CFS TTR Index High Growth	864	At least 7 years	6	<input type="text"/> %	<input type="text"/>	<input type="text"/> %	
CFS TTR Index Australian Bond	860	At least 3 years	4	<input type="text"/> %	<input type="text"/>	<input type="text"/> %	
CFS TTR Index Global Bond	865	At least 3 years	5	<input type="text"/> %	<input type="text"/>	<input type="text"/> %	
CFS TTR Index Australian Share	939	At least 7 years	7	<input type="text"/> %	<input type="text"/>	<input type="text"/> %	
CFS TTR Index Global Share	948	At least 7 years	7	<input type="text"/> %	<input type="text"/>	<input type="text"/> %	
CFS TTR Index Global Share – Hedged	949	At least 7 years	7	<input type="text"/> %	<input type="text"/>	<input type="text"/> %	
CFS TTR Index Property Securities ⁴	961	At least 7 years	7	<input type="text"/> %	<input type="text"/>	<input type="text"/> %	
CFS TTR Index Global Property Securities ⁴	867	At least 7 years	7	<input type="text"/> %	<input type="text"/>	<input type="text"/> %	
CFS TTR Index Global Listed Infrastructure Securities ⁴	866	At least 7 years	7	<input type="text"/> %	<input type="text"/>	<input type="text"/> %	
MULTI-SECTOR OPTIONS							
Alternative income							
Pendal TTR Monthly Income Plus	930	At least 5 years	5	<input type="text"/> %	<input type="text"/>	<input type="text"/> %	
Conservative							
AZ Sestante TTR Conservative	857	At least 3 years	4	<input type="text"/> %	<input type="text"/>	<input type="text"/> %	
Context Capital TTR Short Term	887	At least 3 years	4	<input type="text"/> %	<input type="text"/>	<input type="text"/> %	
Perpetual TTR Conservative Growth	844	At least 3 years	4	<input type="text"/> %	<input type="text"/>	<input type="text"/> %	
Moderate							
AZ Sestante TTR Diversified	921	At least 5 years	5	<input type="text"/> %	<input type="text"/>	<input type="text"/> %	
Context Capital TTR Medium Term	890	At least 5 years	5	<input type="text"/> %	<input type="text"/>	<input type="text"/> %	
Evidentia TTR Medium Term	975	At least 5 years	5	<input type="text"/> %	<input type="text"/>	<input type="text"/> %	
Perpetual TTR Diversified Growth	845	At least 5 years	5	<input type="text"/> %	<input type="text"/>	<input type="text"/> %	
Growth							
Perpetual TTR Balanced Growth	843	At least 5 years	6	<input type="text"/> %	<input type="text"/>	<input type="text"/> %	
Diversified real return							
Drummond TTR Dynamic Plus ¹	983	At least 5 years	6	<input type="text"/> %	<input type="text"/>	<input type="text"/> %	
Perpetual TTR Diversified Real Return	899	At least 5 years	6	<input type="text"/> %	<input type="text"/>	<input type="text"/> %	
Schroder TTR Real Return	922	At least 5 years	6	<input type="text"/> %	<input type="text"/>	<input type="text"/> %	

Refer to page A21 for footnotes 1-5.

5 INVESTMENT ALLOCATION AND PENSION PAYMENT ORDER (CONTINUED)

Pre-Retirement Pension options

Option name	Option code	Minimum suggested timeframe	Risk band	Investment	Pension payment		
					Order	OR	%
High growth							
AZ Sestante TTR Growth	858	At least 7 years	6	<input type="text"/> %	<input type="text"/>	<input type="text"/>	<input type="text"/> %
Context Capital TTR Long Term	891	At least 7 years	6	<input type="text"/> %	<input type="text"/>	<input type="text"/>	<input type="text"/> %
Evidentia TTR Long Term	976	At least 7 years	6	<input type="text"/> %	<input type="text"/>	<input type="text"/>	<input type="text"/> %
SINGLE MANAGER SINGLE-SECTOR							
Cash and deposits							
FirstRate TTR Saver	924	No minimum	1	<input type="text"/> %	<input type="text"/>	<input type="text"/>	<input type="text"/> %
FirstRate TTR Saver Non-Auto-rebalancing	999	No minimum	1	<input type="text"/> %	<input type="text"/>	<input type="text"/>	<input type="text"/> %
Enhanced cash							
First Sentier TTR Strategic Cash	923	No minimum	1	<input type="text"/> %	<input type="text"/>	<input type="text"/>	<input type="text"/> %
Short duration fixed interest							
Franklin TTR Australian Absolute Return Bond	897	At least 3 years	4	<input type="text"/> %	<input type="text"/>	<input type="text"/>	<input type="text"/> %
Janus Henderson TTR Diversified Credit	877	At least 3 years	4	<input type="text"/> %	<input type="text"/>	<input type="text"/>	<input type="text"/> %
Kapstream TTR Absolute Return Income	925	At least 3 years	4	<input type="text"/> %	<input type="text"/>	<input type="text"/>	<input type="text"/> %
Macquarie TTR Income Opportunities	926	At least 3 years	4	<input type="text"/> %	<input type="text"/>	<input type="text"/>	<input type="text"/> %
Mutual TTR Income	980	At least 3 years	4	<input type="text"/> %	<input type="text"/>	<input type="text"/>	<input type="text"/> %
Perpetual TTR Diversified Income	927	At least 3 years	4	<input type="text"/> %	<input type="text"/>	<input type="text"/>	<input type="text"/> %
PM Capital TTR Enhanced Yield ¹	928	At least 3 years	4	<input type="text"/> %	<input type="text"/>	<input type="text"/>	<input type="text"/> %
Schroder TTR Absolute Return Income	932	At least 3 years	4	<input type="text"/> %	<input type="text"/>	<input type="text"/>	<input type="text"/> %
Yarra TTR Enhanced Income	982	At least 3 years	4	<input type="text"/> %	<input type="text"/>	<input type="text"/>	<input type="text"/> %
Diversified fixed interest							
Bentham TTR Global Income	886	At least 3 years	5	<input type="text"/> %	<input type="text"/>	<input type="text"/>	<input type="text"/> %
Brandywine TTR Global Income Optimiser ¹	884	At least 3 years	5	<input type="text"/> %	<input type="text"/>	<input type="text"/>	<input type="text"/> %
Colchester TTR Global Government Bond	898	At least 3 years	5	<input type="text"/> %	<input type="text"/>	<input type="text"/>	<input type="text"/> %
Colchester TTR Emerging Market Bond	1102	At least 3 years	5	<input type="text"/> %	<input type="text"/>	<input type="text"/>	<input type="text"/> %
Macquarie TTR Dynamic Bond	876	At least 3 years	5	<input type="text"/> %	<input type="text"/>	<input type="text"/>	<input type="text"/> %
PIMCO TTR Diversified Fixed Interest	896	At least 3 years	5	<input type="text"/> %	<input type="text"/>	<input type="text"/>	<input type="text"/> %
PIMCO TTR Global Bond	931	At least 3 years	5	<input type="text"/> %	<input type="text"/>	<input type="text"/>	<input type="text"/> %
T. Rowe Price TTR Dynamic Global Bond	978	At least 3 years	5	<input type="text"/> %	<input type="text"/>	<input type="text"/>	<input type="text"/> %
UBS TTR Diversified Fixed Income	933	At least 3 years	5	<input type="text"/> %	<input type="text"/>	<input type="text"/>	<input type="text"/> %

Refer to page A21 for footnotes 1-5.

5 INVESTMENT ALLOCATION AND PENSION PAYMENT ORDER (CONTINUED)

Pre-Retirement Pension options

Option name	Option code	Minimum suggested timeframe	Risk band	Investment	Pension payment		
					Order	OR	%
Australian fixed interest							
Janus Henderson TTR Tactical Income	988	At least 3 years	4	<input type="text"/> %	<input type="text"/>	<input type="text"/>	<input type="text"/> %
Macquarie TTR Australian Fixed Interest	870	At least 3 years	4	<input type="text"/> %	<input type="text"/>	<input type="text"/>	<input type="text"/> %
Pendal TTR Sustainable Australian Fixed Interest	900	At least 3 years	4	<input type="text"/> %	<input type="text"/>	<input type="text"/>	<input type="text"/> %
PIMCO TTR Australian Bond	934	At least 3 years	4	<input type="text"/> %	<input type="text"/>	<input type="text"/>	<input type="text"/> %
Western Asset TTR Australian Bond	969	At least 3 years	4	<input type="text"/> %	<input type="text"/>	<input type="text"/>	<input type="text"/> %
Alternatives⁵				Suggested to be no more than 20% of your portfolio			
Acadian TTR Defensive Income	929	At least 3 years	4	<input type="text"/> %	<input type="text"/>	<input type="text"/>	<input type="text"/> %
Aspect TTR Diversified Futures ¹	935	At least 5 years	5	<input type="text"/> %	<input type="text"/>	<input type="text"/>	<input type="text"/> %
BlackRock TTR Global Liquid Alternatives ¹	909	At least 5 years	5	<input type="text"/> %	<input type="text"/>	<input type="text"/>	<input type="text"/> %
Lower volatility share							
Acadian TTR Global Managed Volatility Equity	854	At least 7 years	7	<input type="text"/> %	<input type="text"/>	<input type="text"/>	<input type="text"/> %
Merlon TTR Australian Share Income	937	At least 7 years	6	<input type="text"/> %	<input type="text"/>	<input type="text"/>	<input type="text"/> %
State Street TTR Australian Equity	848	At least 7 years	7	<input type="text"/> %	<input type="text"/>	<input type="text"/>	<input type="text"/> %
Australian share							
Alphinity TTR Sustainable Share	855	At least 7 years	7	<input type="text"/> %	<input type="text"/>	<input type="text"/>	<input type="text"/> %
Antares TTR Ex-20 Australian Equities	984	At least 7 years	7	<input type="text"/> %	<input type="text"/>	<input type="text"/>	<input type="text"/> %
Ausbil TTR Australian Active Equity	856	At least 7 years	7	<input type="text"/> %	<input type="text"/>	<input type="text"/>	<input type="text"/> %
Bennelong TTR Ex-20 Australian Equities	938	At least 7 years	7	<input type="text"/> %	<input type="text"/>	<input type="text"/>	<input type="text"/> %
DNR Capital TTR Australian Equities High Conviction	977	At least 7 years	7	<input type="text"/> %	<input type="text"/>	<input type="text"/>	<input type="text"/> %
Fidelity TTR Australian Equities	940	At least 7 years	7	<input type="text"/> %	<input type="text"/>	<input type="text"/>	<input type="text"/> %
First Sentier TTR Concentrated Australian Share	873	At least 7 years	7	<input type="text"/> %	<input type="text"/>	<input type="text"/>	<input type="text"/> %
First Sentier TTR Imputation	879	At least 7 years	7	<input type="text"/> %	<input type="text"/>	<input type="text"/>	<input type="text"/> %
Infinity TTR Core Australian Equity	1100	At least 7 years	7	<input type="text"/> %	<input type="text"/>	<input type="text"/>	<input type="text"/> %
Investors Mutual TTR Australian Share	941	At least 7 years	7	<input type="text"/> %	<input type="text"/>	<input type="text"/>	<input type="text"/> %
Lazard TTR Select Australian Equity	943	At least 7 years	7	<input type="text"/> %	<input type="text"/>	<input type="text"/>	<input type="text"/> %
Martin Currie TTR Australia Equity Income	936	At least 7 years	7	<input type="text"/> %	<input type="text"/>	<input type="text"/>	<input type="text"/> %
Pendal TTR Australian Share	881	At least 7 years	7	<input type="text"/> %	<input type="text"/>	<input type="text"/>	<input type="text"/> %
Perennial Value TTR Australian Share	883	At least 7 years	7	<input type="text"/> %	<input type="text"/>	<input type="text"/>	<input type="text"/> %
Perpetual TTR Australian Share	842	At least 7 years	7	<input type="text"/> %	<input type="text"/>	<input type="text"/>	<input type="text"/> %

Refer to page A21 for footnotes 1-5.

5 INVESTMENT ALLOCATION AND PENSION PAYMENT ORDER (CONTINUED)

Pre-Retirement Pension options

Option name	Option code	Minimum suggested timeframe	Risk band	Investment	Pension payment		
					Order	OR	%
Perpetual TTR Industrial Share	846	At least 7 years	7	<input type="text"/> %	<input type="text"/>	<input type="text"/> %	
Platypus TTR Australian Equities	849	At least 7 years	7	<input type="text"/> %	<input type="text"/>	<input type="text"/> %	
RQI TTR Australian Value	944	At least 7 years	7	<input type="text"/> %	<input type="text"/>	<input type="text"/> %	
Schroder TTR Australian Equity	945	At least 7 years	7	<input type="text"/> %	<input type="text"/>	<input type="text"/> %	
WaveStone TTR Australian Share	942	At least 7 years	7	<input type="text"/> %	<input type="text"/>	<input type="text"/> %	
Australian share – small companies⁵		Suggested to be no more than 30% of your portfolio					
Ausbil TTR Australian Emerging Leaders	946	At least 7 years	7	<input type="text"/> %	<input type="text"/>	<input type="text"/> %	
First Sentier TTR Australian Small Companies	871	At least 7 years	7	<input type="text"/> %	<input type="text"/>	<input type="text"/> %	
Infinity TTR SMID Australian Equity	1101	At least 7 years	7	<input type="text"/> %	<input type="text"/>	<input type="text"/> %	
OC TTR Premium Small Companies	947	At least 7 years	7	<input type="text"/> %	<input type="text"/>	<input type="text"/> %	
Global share							
Baillie Gifford TTR Long Term Global Growth	859	At least 7 years	7	<input type="text"/> %	<input type="text"/>	<input type="text"/> %	
Barrow Hanley TTR Global Share	987	At least 7 years	7	<input type="text"/> %	<input type="text"/>	<input type="text"/> %	
Capital Group TTR New Perspective	966	At least 7 years	7	<input type="text"/> %	<input type="text"/>	<input type="text"/> %	
Capital Group TTR New Perspective Hedged	1104	At least 7 years	7	<input type="text"/> %	<input type="text"/>	<input type="text"/> %	
Epoch TTR Global Equity Shareholder Yield	950	At least 7 years	7	<input type="text"/> %	<input type="text"/>	<input type="text"/> %	
GQG Partners TTR Global Equity	972	At least 7 years	7	<input type="text"/> %	<input type="text"/>	<input type="text"/> %	
GQG Partners TTR Global Equity – Hedged	985	At least 7 years	7	<input type="text"/> %	<input type="text"/>	<input type="text"/> %	
Intermede TTR Global Equities	974	At least 7 years	7	<input type="text"/> %	<input type="text"/>	<input type="text"/> %	
Magellan TTR Global Share	951	At least 7 years	7	<input type="text"/> %	<input type="text"/>	<input type="text"/> %	
Magellan TTR Global Share – Hedged	952	At least 7 years	7	<input type="text"/> %	<input type="text"/>	<input type="text"/> %	
MFS TTR Global Equity	953	At least 7 years	7	<input type="text"/> %	<input type="text"/>	<input type="text"/> %	
Nanuk TTR New World	968	At least 7 years	7	<input type="text"/> %	<input type="text"/>	<input type="text"/> %	
Pendal TTR Global Select	979	At least 7 years	7	<input type="text"/> %	<input type="text"/>	<input type="text"/> %	
Royal London TTR Concentrated Global Share	885	At least 7 years	7	<input type="text"/> %	<input type="text"/>	<input type="text"/> %	
Royal London TTR Core Global Share	989	At least 7 years	7	<input type="text"/> %	<input type="text"/>	<input type="text"/> %	
RQI TTR Global Value	955	At least 7 years	7	<input type="text"/> %	<input type="text"/>	<input type="text"/> %	
RQI TTR Global Value – Hedged	847	At least 7 years	7	<input type="text"/> %	<input type="text"/>	<input type="text"/> %	
Talaria TTR Global Equity	889	At least 7 years	7	<input type="text"/> %	<input type="text"/>	<input type="text"/> %	
T. Rowe Price TTR Global Equity	956	At least 7 years	7	<input type="text"/> %	<input type="text"/>	<input type="text"/> %	

Refer to page A21 for footnotes 1-5.

5 INVESTMENT ALLOCATION AND PENSION PAYMENT ORDER (CONTINUED)

Pre-Retirement Pension options

Option name	Option code	Minimum suggested timeframe	Risk band	Investment	Pension payment	
					Order	OR %
T. Rowe Price TTR Global Equity – Hedged	888	At least 7 years	7	<input type="text"/> %	<input type="text"/>	<input type="text"/> %
Global share – emerging markets⁵		Suggested to be no more than 30% of your portfolio				
Pendal TTR Global Emerging Market Opportunities	882	At least 7 years	7	<input type="text"/> %	<input type="text"/>	<input type="text"/> %
Platinum TTR Asia ¹	957	At least 7 years	7	<input type="text"/> %	<input type="text"/>	<input type="text"/> %
Specialist share⁵		Suggested to be no more than 30% of your portfolio				
Bell TTR Global Emerging Companies	986	At least 7 years	7	<input type="text"/> %	<input type="text"/>	<input type="text"/> %
L1 Capital TTR Catalyst	991	At least 7 years	7	<input type="text"/> %	<input type="text"/>	<input type="text"/> %
Perpetual TTR Share-Plus Long-Short ¹	981	At least 7 years	7	<input type="text"/> %	<input type="text"/>	<input type="text"/> %
Platinum TTR International ¹	954	At least 7 years	7	<input type="text"/> %	<input type="text"/>	<input type="text"/> %
Sage Capital TTR Equity Plus ¹	971	At least 7 years	7	<input type="text"/> %	<input type="text"/>	<input type="text"/> %
Australian property and infrastructure securities⁵		Suggested to be no more than 50% of your portfolio				
Pendal TTR Property Investment	960	At least 7 years	7	<input type="text"/> %	<input type="text"/>	<input type="text"/> %
Global property and infrastructure securities⁵		Suggested to be no more than 50% of your portfolio				
ClearBridge RARE TTR Infrastructure Value	963	At least 7 years	7	<input type="text"/> %	<input type="text"/>	<input type="text"/> %
First Sentier TTR Global Property Securities	878	At least 7 years	7	<input type="text"/> %	<input type="text"/>	<input type="text"/> %
Macquarie TTR Global Listed Real Estate	962	At least 7 years	7	<input type="text"/> %	<input type="text"/>	<input type="text"/> %
Magellan TTR Infrastructure	964	At least 7 years	7	<input type="text"/> %	<input type="text"/>	<input type="text"/> %
Quay TTR Global Real Estate – Unhedged	970	At least 7 years	7	<input type="text"/> %	<input type="text"/>	<input type="text"/> %
Resolution Capital TTR Global Property Securities	893	At least 7 years	7	<input type="text"/> %	<input type="text"/>	<input type="text"/> %
TOTAL				100%		100%

1 This option has been identified as a 'complex' option. More information is provided in the Reference Guide – Complex Funds, available at cfs.com.au/complex or by calling 13 13 36.

2 The trustee suggests that no more than 20% of your portfolio is invested in these investment options. See the Investment Options Menu for more information on diversifying your portfolio.

3 The trustee suggests that no more than 30% of your portfolio is invested in these investment options. See the Investment Options Menu for more information on diversifying your portfolio.

4 The trustee suggests that no more than 50% of your portfolio is invested in these investment options. See the Investment Options Menu for more information on diversifying your portfolio.

5 The trustee suggests that your portfolio holds no more of its value in these investment categories than the maximum limit shown. See the Investment Options Menu for more information on diversifying your portfolio.

PART C – SUPERFIRST TRANSFER FACILITY DETAILS (IF APPLICABLE)

Note: You will need to complete this section if you are consolidating your super investments before commencing your pension.

FirstChoice Wholesale Personal Super – First Sentier Strategic Cash option

Units in the First Sentier Strategic Cash option of FirstChoice Wholesale Personal Super will only be issued on receipt of this application form, issued together with the PDS dated 16 November 2024. Refer to the Application form checklist for instructions on how to complete this form. Please phone Investor Services on 13 13 36 with any enquiries.

6 PAYMENT DETAILS

How will this investment be made? NOTE: Cash is not accepted. We can only accept funds in Australian dollars.

Rollover Complete the 'Consolidate my super' form and **section 8** of this form

Direct debit Complete your bank account details in **section 10** if this account is held in the name on this application. If you wish to nominate a bank account that is held in different name(s), you will have to complete a separate Direct Debit Request, available from our forms library. Please ensure cleared funds are available.

Earliest date funds are to be direct debited (dd/mm/yyyy)

(leave blank if we can direct debit when your application is processed)

7 ESTABLISHMENT OF FIRSTCHOICE WHOLESALE PENSION

Select either of the following:

Establish FirstChoice Wholesale Pension after all superannuation monies (as shown in **section 8**) have been received and processed. **Note:** If you hold a current FirstChoice Wholesale Pension account, this will not be closed until all superannuation monies are received.

OR

A specific date to open your pension account (dd/mm/yyyy)

Note: The specified date must be within 90 days of when your initial superannuation monies are received. This is the date your pension account will open and not the date your first pension payment will be made.

If you do not nominate a specific date and you have returned a completed application form for FirstChoice Wholesale Pension, we will transfer benefits to your FirstChoice Wholesale Pension the day after your investment is complete and we have confirmed your circumstances have not changed.

IMPORTANT NOTE REGARDING EXISTING FIRSTCHOICE ACCOUNTS

Existing FirstChoice accounts can be transferred directly into a FirstChoice Wholesale Pension without using the SuperFirst Transfer Facility. Complete this section if you are consolidating external super accounts before commencing a pension. Note: If you decide to consolidate existing FirstChoice accounts using the SuperFirst Transfer Facility then buy/sell spreads will apply.

8 CONTRIBUTION/ROLLOVER DETAILS

Indicate below the amount of your contribution and/or rollover.

(a) Personal contribution Investment or contribution amount
 \$

Cross (X) this box if you will be claiming a tax deduction

IMPORTANT WARNING IF YOU ARE CLAIMING A TAX DEDUCTION FOR PERSONAL CONTRIBUTIONS: Provide your 'Notice of intent to claim or vary a deduction for personal super contributions' form to us, which is available from our forms library at cfs.com.au/forms, and receive acknowledgment from us, before commencing a pension, otherwise you may not be eligible for any tax deduction. If you are aged 67 to 74 at the time of the contribution, you must also meet the ATO's work test or work test exemption to be eligible to claim a tax deduction for a personal contribution.

(b) Employer contribution \$

(c) Salary sacrifice \$

(d) Spouse contribution \$

(e) Rollover \$

If (e) is selected, provide the following information and ensure that your previous super funds have been instructed to roll over your funds. If you would like us to initiate this rollover on your behalf, complete the 'Consolidate my super' form.

Name of previous institution	Approximate amount
<input style="width: 100%; height: 20px;" type="text"/>	\$ <input style="width: 100%; height: 20px;" type="text"/>
<input style="width: 100%; height: 20px;" type="text"/>	\$ <input style="width: 100%; height: 20px;" type="text"/>
<input style="width: 100%; height: 20px;" type="text"/>	\$ <input style="width: 100%; height: 20px;" type="text"/>
<input style="width: 100%; height: 20px;" type="text"/>	\$ <input style="width: 100%; height: 20px;" type="text"/>
<input style="width: 100%; height: 20px;" type="text"/>	\$ <input style="width: 100%; height: 20px;" type="text"/>
<input style="width: 100%; height: 20px;" type="text"/>	\$ <input style="width: 100%; height: 20px;" type="text"/>
<input style="width: 100%; height: 20px;" type="text"/>	\$ <input style="width: 100%; height: 20px;" type="text"/>
<input style="width: 100%; height: 20px;" type="text"/>	\$ <input style="width: 100%; height: 20px;" type="text"/>
<input style="width: 100%; height: 20px;" type="text"/>	\$ <input style="width: 100%; height: 20px;" type="text"/>
<input style="width: 100%; height: 20px;" type="text"/>	\$ <input style="width: 100%; height: 20px;" type="text"/>
<input style="width: 100%; height: 20px;" type="text"/>	\$ <input style="width: 100%; height: 20px;" type="text"/>
<input style="width: 100%; height: 20px;" type="text"/>	\$ <input style="width: 100%; height: 20px;" type="text"/>
<input style="width: 100%; height: 20px;" type="text"/>	\$ <input style="width: 100%; height: 20px;" type="text"/>

(f) CGT contribution \$

Please provide a 'Capital gains tax cap election' form at the time you make the contribution (available from the ATO).

(g) Personal injury payment \$

Please provide a 'Contribution for personal injury election' form at the time you make the contribution (available from the ATO).

(h) Downsizer contribution \$

You must have reached age 55 to make a downsizer contribution. Please provide a 'Downsizer contribution into superannuation' form at the time you make the contribution (available from the ATO).

(i) Re-contribution of COVID-19 early release superannuation amounts \$

Please provide a 'Notice of re-contribution of COVID-19 early release amounts' form at the time you make the contribution (available from the ATO).

TOTAL INVESTMENT **\$**

PART D – YOUR PAYMENT DETAILS

9 PENSION PAYMENT DETAILS

How much would you like to receive per payment? If you make no selection we pay the minimum level (refer to the PDS for further details). **Note:** If you commence a pension part way through the financial year, we will pro rata the minimum and maximum payment amount for the number of days remaining in the financial year.

Minimum level

Maximum level (only applies to pre-retirement pensions)

Specific amount (enter the gross amount per pension payment) \$ gross amount.

Note: The gross amount must be between the minimum and maximum limits (if applicable).

Increase in line with inflation OR .00% by a set percentage between 1% and 15%.
(This does not apply to minimum and maximum pensions, if chosen.)

If you have specified an amount, we may pro rata your first scheduled pension payment based on your account open date. Cross (X) this box if you do not wish for the first payment to be pro rata.

How often would you like to receive your pension payments? If you don't make a selection, we will pay your pension monthly.

Fortnightly Monthly Quarterly Half-yearly Yearly Month

Note: Your yearly payment will be paid on or around the 25th of your chosen month.

If you invest between 1 June and 30 June in any given year, cross (X) this box to defer your payments until the next financial year. Please indicate above your preferred payment option for the following financial year.

Cross (X) this box if you wish to receive your first pension payment during the 14 day cooling-off period.
Note: by exercising this right, your cooling-off period will end once your first pension payment is made.

10 BANK ACCOUNT DETAILS

By providing your bank account details, you authorise Colonial First State Investments Limited ABN 98 002 348 352 AFSL 232468 (CFSIL) to use these details for all future transaction requests that you nominate.

PENSION PAYMENT ACCOUNT DETAILS

Provide your account details in this section. This nominated account will be credited with your pension payments.

Note: a valid bank account is required to open a pension account.

Name of Australian financial institution

Branch name

Branch number (BSB)

Account number

Name of account holder

DIRECT DEBIT ACCOUNT DETAILS

Only complete your account details in this section if you would like your **initial investment** debited from a **different** bank account.

This account must be in either your name or a joint account.

Name of Australian financial institution

Branch name

Branch number (BSB)

Account number

Name of account holder

PART E – OTHER INFORMATION

11 BENEFICIARY DETAILS

Complete this section only if you wish a beneficiary and/or **your estate** to receive benefits if you die.

What type of beneficiary do you wish to nominate.

Cross (X) one:

Non-lapsing death benefit nomination (complete the 'Non-lapsing Death Benefit Nomination' form). **Do not complete this section.**

OR

Reversionary beneficiary (pension to continue to be paid after your death). **Complete your reversionary beneficiary details below.**

Reversionary beneficiary details

Title

Mr Mrs Miss Ms Other

Given name(s)

Surname

Date of birth

(dd/mm/yyyy)

Gender

Male Female

Relationship to investor¹

Work phone number

Home phone number

Mobile phone number

Postal address

Unit number Street number PO Box

Street name

Suburb

State

Postcode

Country

Email

12 PORTFOLIO REBATE

Select **ONE** investment option to which any portfolio rebate that may be applicable is to be credited. If no option or more than one option or an invalid option is nominated, we will credit this rebate to the more conservative option, as outlined in the Application form checklist.

Option code

13 AUTO-REBALANCING FACILITY

Cross (X) the boxes below to indicate if you want your investment selection above to be applied to auto-rebalance your account (excluding the FirstRate Saver Non-Auto-rebalancing options and FirstRate Term Deposits). Before taking up this facility, refer to the Reference Guide – FirstChoice Wholesale Personal Super and Pension.

Establish auto-rebalancing facility

Please select the frequency for your account. If you don't make a frequency selection, we will rebalance your portfolio annually.

Annually

Quarterly

14 ONLINE SERVICES

Please note that you will be automatically granted access to manage your investment through FirstNet. Online access is provided under the terms and conditions provided in the Reference Guide – FirstChoice Wholesale Personal Super and Pension.

Cross (X) the box if you **do not** wish to have online access to your investment.

¹ To be a valid reversionary beneficiary nomination, the person must (at the time of your death) be eligible under super law to receive your death benefit as an income stream. Eligible beneficiaries include a spouse, financial dependant, interdependent relation and some children. See the Reference Guide – FirstChoice Wholesale Personal Super and Pension for further information.

15 ADVISER SERVICE FEE

Would you like to nominate an adviser service fee?

Yes No

To add an adviser service fee to your account, please fill out a standalone adviser service fee consent form.

ADVISER TRANSACTION AUTHORITY

I authorise the named adviser, and any person authorised by that adviser (authorised delegate) named in section 16 of this application form to act on my behalf on matters relating to my account/s, unless I inform AIL otherwise, either by ticking the box **below** or by advising AIL in writing. I have read and understood the important warning regarding my financial adviser including sections under Adviser Transaction Authority, and Role of your financial adviser in the PDS. I confirm and agree to the release of AIL from liability in relation to actions by my financial adviser as described in the PDS.

Tick this box only if you do NOT wish for your nominated financial adviser to have transaction authority for this account.

I do NOT wish for Adviser Transaction Authority to be applied to this account.

OR

Apply Adviser Transaction Authority to the following accounts only (if for this account now being applied for, write 'this account')

<input type="checkbox"/>	<input type="checkbox"/>	<input type="checkbox"/>	<input type="checkbox"/>	<input type="checkbox"/>	<input type="checkbox"/>	<input type="checkbox"/>	<input type="checkbox"/>	<input type="checkbox"/>	<input type="checkbox"/>	<input type="checkbox"/>	<input type="checkbox"/>	<input type="checkbox"/>	<input type="checkbox"/>	<input type="checkbox"/>	<input type="checkbox"/>	<input type="checkbox"/>
<input type="checkbox"/>	<input type="checkbox"/>	<input type="checkbox"/>	<input type="checkbox"/>	<input type="checkbox"/>	<input type="checkbox"/>	<input type="checkbox"/>	<input type="checkbox"/>	<input type="checkbox"/>	<input type="checkbox"/>	<input type="checkbox"/>	<input type="checkbox"/>	<input type="checkbox"/>	<input type="checkbox"/>	<input type="checkbox"/>	<input type="checkbox"/>	<input type="checkbox"/>
<input type="checkbox"/>	<input type="checkbox"/>	<input type="checkbox"/>	<input type="checkbox"/>	<input type="checkbox"/>	<input type="checkbox"/>	<input type="checkbox"/>	<input type="checkbox"/>	<input type="checkbox"/>	<input type="checkbox"/>	<input type="checkbox"/>	<input type="checkbox"/>	<input type="checkbox"/>	<input type="checkbox"/>	<input type="checkbox"/>	<input type="checkbox"/>	<input type="checkbox"/>

16 DECLARATION AND SIGNATURE

Avanteos Investments Limited ABN 20 096 259 979, AFSL 245531 (AIL, 'the Trustee') is the trustee of the Colonial First State FirstChoice Superannuation Trust ABN 26 458 298 557 and issuer of the FirstChoice range of super and pension products. Colonial First State Investments Limited ABN 98 002 348 352 AFSL 232468 (CFSIL) administers direct debit arrangements for AIL. Colonial First State (CFS) is Superannuation and Investments HoldCo Pty Limited ABN 64 644 660 882 and its subsidiaries which include AIL and CFSIL.

Things you should know

If you are under age 60, complete the 'Tax File Number declaration' form.

About your application

You acknowledge that if your application to become a member is accepted, your membership will be subject to the terms of the trust deed.

By applying for FirstChoice Wholesale Pension and the SuperFirst Transfer Facility (if applicable), you:

- confirm that you have received and read the FirstChoice Wholesale Personal Super and Pension Product Disclosure Statement and have been given access to all statements and information that are incorporated by reference (together referred to below as 'the PDS')
- confirm you have accepted the offer in Australia
- confirm that you have received the PDS personally or electronically and it was included with or accompanied by this application form
- declare that your application is true and correct
- declare that you have legal power to invest
- declare that, if you have selected that you are eligible for a pre-retirement pension, retirement benefit or a non-preserved cash benefit, you are an Australian or New Zealand citizen, permanent resident in Australia or hold a 405 or 410 retirement visa and you are entitled to receive that pension or benefit
- declare that, if you have selected that you are eligible for a total and permanent disability benefit, terminal illness benefit or death benefit, that you are entitled to receive that benefit
- agree that if you have not chosen an investment option or an investment option you have chosen is suspended, restricted or unavailable, AIL may reject your investment or invest it in the First Sentier Strategic Cash option
- confirm that if you are intending to claim a personal tax deduction for your personal super contributions, you have already notified your super fund by submitting a 'Notice of intent to claim or vary a deduction for personal super contributions' form, and you have received an acknowledgement before applying for this pension
- confirm that by investing (and remaining invested) with AIL, you give your consent to the collection, use and disclosure of personal information as set out in the PDS and CFS's Privacy Policy available at cfs.com.au/privacy
- agree that by providing your tax file number, you consent to its use and disclosure as set out in the PDS
- understand that other than FirstRate products, which are deposit products of Commonwealth Bank of Australia (CBA), investments in FirstChoice Wholesale Pension and FirstChoice Wholesale Personal Super options are subject to investment and other risks, including possible delays in repayment and the loss of income and principal invested
- understand that the investment performance and the repayment of capital of AIL products is not guaranteed.

About your financial adviser

- You confirm that any adviser service fee agreed with your adviser is:
 - in accordance with the terms of an arrangement you've entered into
 - only for financial advice and advice services provided to you
 - only for financial advice in relation to your investment in FirstChoice Wholesale Pension and/or through the SuperFirst Transfer Facility, and
 - in your belief, a reasonable amount for the financial advice provided.
- You understand and agree that AIL may decline a request to pay an adviser service fee in order to comply with its obligations under superannuation law, and that it may be an offence, including an illegal early release of super scheme, if the above confirmation is not true and correct.
- You agree that your adviser will receive the payments specified in this application form via the sale of units from your investment, and you consent to AIL deducting and paying the adviser service fee to your adviser as specified in section 15 of the application form through their dealer group.
- You understand that by nominating an adviser on your account, they will have the ability to update your personal details on your behalf.

FirstChoice Managed Account Portfolios

- You understand that once in a Managed Account service, your portfolio will be regularly reviewed and realigned to the Managed Account portfolio you have chosen.

Direct Debit Request Authorisation

- You authorise and request Colonial First State Investments Limited (User ID 619909) to arrange for funds to be debited from the bank account you nominated in this application form and in accordance with the Bulk Electronic Clearing System (BECS).
- You have read the 'Direct Debit Request Service Agreement' provided in the Application form checklist and agree with its terms and conditions.
- You request this arrangement to remain in force in accordance with details set out in section 10 of this application form and in compliance with the 'Direct Debit Request Service Agreement'.

Product suitability

- If you are a retirement member, an account based pension may be suitable for you subject to your longevity risk (refer to the PDS for more information). That is the product does not necessarily pay an income stream for life or for your life expectancy.
- I declare that I understand that this product is subject to investment risk, meaning its value will fluctuate and the product is not guaranteed to last for the term of my natural life or my life expectancy.
- I understand that investments in a transition to retirement account can't be accessed as a lump sum where a condition of release has not been met.

16 DECLARATION AND SIGNATURE (CONTINUED)

Conditions for authorising an adviser to transact on your behalf

By signing this authority you acknowledge:

- Any adviser you nominate (as your adviser, from time to time) will be authorised under this authority, (even if this adviser transfers to a new dealer group (with the current dealer's release) without notice to you.
- If the dealer group's Australian Financial Services Licence is suspended or cancelled by ASIC, we have the discretion to switch off the adviser authority.
- We can refuse to accept an authority, permit a person to transact or carry out a transaction.
- We will process transactions under this authority until we receive signed notification, from you, amending or revoking this authority.
- This authority continues until the second business day after we receive written notice from you of cancellation of the authority.
- You agree to release, discharge and indemnify us from and against any liability, cost or loss that is incurred by us or you as a result of our acting on this authority except if we have acted fraudulently or have wilfully defaulted in our obligations to you.
- Use of AIL's online facilities is subject to specific terms and conditions (including e-Post declarations and FirstNet Adviser terms and conditions). These are available on each respective internet site. At our complete discretion, we can refuse access or suspend access to AIL's online facilities.
- We can cancel or vary these conditions by giving you not less than seven (7) days prior written notice.

You acknowledge and agree that:

- In the event that your account balance is transferred, but the trustee does not change (for example a Successor Fund Transfer/Intra-Fund Transfer) and you have provided your adviser with authority to transact this may transfer to the new account.

Note:

- As the adviser may delegate this authority, you should carefully consider the implications of giving this authority.
- We will not accept or be on notice of any restrictions on their authority and therefore all instructions provided by your adviser and/or their delegate under this authority will be taken to be authorised by you. Depending on your arrangements with your adviser, it is possible your adviser may provide an instruction to us without notice to you.
- All withdrawals can only be made to and from a bank account pre-nominated by you.

PLEASE NOTE THAT BY APPOINTING AN ADVISER TO TRANSACT ON YOUR BEHALF, YOU ARE GIVING THAT ADVISER, AND ANY PERSON ACTING ON BEHALF OF THE ADVISER, AUTHORITY TO TRANSACT AND MODIFY DETAILS ON YOUR ACCOUNT(S), UNTIL WE RECEIVE A VALID WRITTEN NOTIFICATION, SIGNED BY YOU, AMENDING OR REVOKING THIS AUTHORITY.

Acknowledgment of the risk and return characteristics for each selected investment option.

Please cross the box below to accept the declaration and proceed with the application.

I understand and accept the stated minimum investment timeframe, and risk characteristics of my selected investment allocations, as displayed in the investment allocation table on this form.

For more information on the risk and return characteristics of each individual investment option, refer to the Investment Options Menu available from cfs.com.au.

Original signature of member

Print name

Date signed

 (dd/mm/yyyy)

If this application is signed under an authority provided under a legally binding authority, such as a Power of Attorney or a Guardianship, the authority holder declares that he/she has not received notice of revocation of that power (a certified copy of the document should be submitted with this application unless we have already sighted it). The authority holder will also need to complete a 'Power of Attorney (POA) & Guardianship Order' form (to enable us to establish the identity of the authority holder) which can be obtained from our forms library at cfs.com.au/forms or by phoning Investor Services on 13 13 36.

Send the completed form to:

Colonial First State

Reply Paid 27, Sydney NSW 2001

or via the secure online system (e-Post) with FirstNet Investor and FirstNet Adviser

PART G – ADVISER DETAILS (ADVISER USE ONLY)

Adviser name

Dealer/Adviser stamp (if applicable)

Contact phone number

Dealer ID

Adviser ID

Mandatory: I confirm that I have provided personal financial advice to my client, and that the advice is current in relation to this transaction. **Note:** If you select No, you must take reasonable steps to ensure the customer is in the Target Market. If the attestation is not completed, this may lead to a delay in processing the application.

Yes No

By providing your (adviser) details, you:

- have read and understood the requirements outlined in this application
- agree to be bound by the Licensee Terms, which govern our relationship with you
- certify that you are appropriately authorised to provide financial services in relation to the AIL account being established.

ADVISER SERVICE FEE

Where fees are deducted from a member's accounts and are paid to you or your dealer group, you:

- agree that where services are not provided, AIL reserves the right to clawback fees, including an amount for member compensation where applicable
- confirm that the fee arrangements are consistent with the information in any applicable opt-in renewal notice or fee disclosure statement given to the member
- confirm that where any adviser service fees are paid from a member's Colonial First State Wholesale Pension account to you, these fees are:
 - agreed with the member in accordance with the terms of an arrangement they've entered into
 - only for financial product advice and advice services provided to the member
 - only for financial product advice in relation to the member's pension account that the fee is deducted from
 - are an appropriate and reasonable amount for the services provided
- acknowledge that it may be an offence including an illegal early release of super if the above confirmation is not true and correct and you acknowledge that:
 - to your knowledge, no part of the adviser service fee has been calculated on or by reference to any money borrowed after 1 July 2013, used or to be used by the member to invest in this product or any other financial product
 - AIL has complete discretion to decline a request to pay adviser service fees, including in order to comply with its obligations under any applicable law.

If the adviser service fee is a large percentage of the application proceeds or of an unusually high amount, please provide reasons:

Additional comments/instructions

Identification and Verification Form – individuals

Full name of investor

All clients applying for a new FirstChoice Wholesale Pension account **must** complete the identification procedures (for the purposes of Anti-Money Laundering and Counter-Terrorism Financing laws). This form is to assist with those procedures for individuals. FirstChoice Wholesale Personal Super investors may also like to complete this form so that we can establish your identity and assist us in processing any future request efficiently.

Financial advisers undertake identification and verification procedures by completing sections 1 to 2 of this form or by using other industry standard forms.

If you do not have a financial adviser, you are required to complete section 1 of this form and provide certified copies of the ID documents (do not send original documents).

The list of the parties who can certify copies of the documents is set out below. To be correctly certified, we need the ID documents to be clearly noted 'True copy of the original document'. The party certifying the ID documents will also need to state what position they hold and sign and date the certified documents. If this certification does not appear, you may be asked to send in new certified documents.

List of persons who can certify documents¹ (for the purposes of Anti-Money Laundering and Counter-Terrorism Financing laws):

- Justice of the Peace
- Solicitor
- Police Officer
- Magistrate
- Notary Public (for the purposes of the Statutory Declaration Regulations 1993)
- Employee of Australia Post (with two or more years of continuous service)
- Your financial adviser (provided they have two or more years of continuous service)
- Your accountant (provided they hold a current membership to a professional accounting body)
- Australian consular officer or an Australian diplomatic officer (within the meaning of the Consular Fees Act 1955)
- An officer of a bank, building society, credit union or finance company provided they have two or more years of continuous service.

SECTION 1: VERIFICATION PROCEDURE

Complete Part 1 (or if the individual does not own a document from Part 1, then complete either Part 2 or Part 3).

Part 1 Acceptable primary photographic ID documents

Cross Select ONE valid option from this section only

- | | |
|--------------------------|--|
| <input type="checkbox"/> | Australian State/Territory driver's licence containing a photograph of the person |
| <input type="checkbox"/> | Australian passport (a passport that has expired within the preceding two years is acceptable) |
| <input type="checkbox"/> | Card issued under a State or Territory for the purpose of proving a person's age containing a photograph of the person |
| <input type="checkbox"/> | Foreign passport or similar travel document containing a photograph and the signature of the person ² |

Continued over the page...

¹ There are additional persons who can certify documents. A full list of the persons who can certify documents is available from our forms library at www.cfs.com.au

² Documents that are written in a language that is not English must be accompanied by an English translation prepared by an accredited translator. An accredited translator is any person who is currently accredited by the National Accreditation Authority for Translators and Interpreters Ltd (NAATI) at the level of Professional Translator or above. Please refer to www.naati.com.au for further information.

Part 2 Acceptable secondary ID documents – should only be completed if the individual does not own a document from Part 1

Cross Select ONE valid option from this section

Australian birth certificate

Australian citizenship certificate

Pension card issued by Services Australia

Cross AND ONE valid option from this section

A document issued by the Commonwealth or a State or Territory within the preceding 12 months that records the provision of financial benefits to the individual and which contains the individual's name and residential address

A Notice of Assessment issued by the ATO within the preceding 12 months that records a debt payable by the individual to the Commonwealth (or by the Commonwealth to the individual), which contains the individual's name and residential address. *Block out the TFN before scanning, copying or storing this document*

A document issued by a local government body or utilities provider within the preceding three months which records the provision of services to that address or to that person (the document must contain the individual's name and residential address)

If under the age of 18, a notice that was issued to the individual by a school principal within the preceding three months; and contains the name and residential address; and records the period of time that the individual attended that school

Part 3 Acceptable foreign photographic ID documents – should only be completed if the individual does not own a document from Part 1

Cross Select ONE valid option from this section only

Foreign driver's licence that contains a photograph of the person in whose name it is issued and the individual's date of birth¹

National ID card issued by a foreign government containing a photograph and a signature of the person in whose name the card was issued¹

FINANCIAL ADVISER USE ONLY

IMPORTANT NOTE:

- Either attach a legible certified copy of the ID documentation used to verify the individual (and any required translation) OR
- Alternatively, if agreed between your licensee and the product issuer, complete the Record of Verification Procedure section below and DO NOT attach copies of the ID documents

SECTION 2: RECORD OF VERIFICATION PROCEDURE

ID document details	Document 1	Document 2 (if required)
Verified from	<input type="checkbox"/> Original <input type="checkbox"/> Certified copy	<input type="checkbox"/> Original <input type="checkbox"/> Certified copy
Document issuer	<input type="text"/>	<input type="text"/>
Issue date	<input type="text"/> (dd/mm/yyyy)	<input type="text"/> (dd/mm/yyyy)
Expiry date	<input type="text"/> (dd/mm/yyyy)	<input type="text"/> (dd/mm/yyyy)
Document number	<input type="text"/>	<input type="text"/>
Accredited English translation	<input type="checkbox"/> N/A <input type="checkbox"/> Sighted	<input type="checkbox"/> N/A <input type="checkbox"/> Sighted

IDENTIFICATION AND VERIFICATION CONDUCTED BY:

By completing and signing this Record of Verification Procedure, I declare that I have verified the identity of the Customer as required by AML/CTF Rules, in the capacity of an AFSL holder or an authorised representative of an AFSL holder.

AFS Licensee name	AFSL number
<input type="text"/>	<input type="text"/>
<input type="text"/>	
Representative/Employee name	Phone number
<input type="text"/>	<input type="text"/>
<input type="text"/>	
Signature	Date verification completed
<input type="text"/>	<input type="text"/> (dd/mm/yyyy)

¹ Documents that are written in a language that is not English must be accompanied by an English translation prepared by an accredited translator. An accredited translator is any person who is currently accredited by the National Accreditation Authority for Translators and Interpreters Ltd (NAATI) at the level of Professional Translator or above. Please refer to www.naati.com.au for further information.

Tax File Number declaration instructions

We have provided some information below to assist you with the completion of the tax file number declaration form on page C3.

For full instructions on how to complete this form, please go to ato.gov.au/forms-and-instructions/tfn-declaration

What is this declaration for?

This declaration helps us calculate how much tax to deduct from your pension payments. The amount of tax deducted may be reduced if you are entitled to the tax-free threshold.

Please complete the declaration on page C3 and attach it to your application form.

Please note: If you are over age 60, you no longer need to complete this declaration.

If you do not complete the declaration, we must withhold an amount at the highest marginal tax rate (plus applicable levies) from any payment made to you. Additionally, if you do not quote a TFN, we will not be able to accept non-concessional contributions.

Question 1: What is your tax file number (TFN)?

It is not an offence to not quote your TFN. However, quoting your TFN reduces the risk of administration errors and having extra tax withheld. If you choose not to provide us with your TFN or claim an exemption you are entitled to, we must withhold an amount at the highest marginal tax rate (plus applicable levies) from any payment made to you.

Your TFN is usually on any papers sent to you from the ATO, such as last year's tax assessment. If you have never had a TFN, call the ATO on 13 28 61.

If you are not sure you have one, or cannot find it, call 13 28 61. You will be asked for information about your identity and if your number can be found, it will be posted to your current registered postal address. Privacy laws prevent the number being given over the phone.

You may be able to claim an exemption from quoting your TFN.

Put a cross in the appropriate box if you:

- have lodged a TFN application form or made an enquiry to obtain your TFN. You now have 28 days to provide your TFN to us, and we must withhold tax at the standard rate during this time. After 28 days, if you have not given your TFN to us, we will withhold the top rate of tax from future payments
- are claiming an exemption from quoting a TFN because you are under 18 years of age and do not earn enough to pay tax, or are an applicant or recipient of certain pensions, benefits or allowances from:
 - Services Australia – however, you will need to quote your TFN if you receive a JobSeeker Payment, Youth or sickness allowance, or an Austudy or parenting payment
 - The Department of Veterans' Affairs – a service pension under the Veteran's Entitlement Act 1986
 - The Military Rehabilitation and Compensation Commission.

Providing your TFN to your super fund

Your payer must give your TFN to the super fund they pay your contributions to. If your super fund does not have your TFN, you can provide one to us separately. This ensures:

- we can accept all types of contributions to your accounts
- additional tax will not be imposed on contributions as a result of failing to provide your TFN
- you can trace different super accounts in your name.



For more information about providing your TFN to your super fund, visit ato.gov.au/supereligibility

Question 7: On what basis are you paid?

We have answered this for you as 'Superannuation income stream' as your basis of payment.

Question 8: Are you an Australian resident for tax purposes or a working holiday maker?

Generally, we consider you to be an Australian resident for tax purposes if you:

- have always lived in Australia or you have come to Australia and now live here permanently
- are an overseas student doing a course that takes more than six months to complete
- migrate to Australia and intend to reside here permanently.

If you go overseas temporarily and do not set up a permanent home in another country, you may continue to be treated as an Australian resident for tax purposes.

If you are in Australia on a working holiday visa (subclass 417) or a work and holiday visa (subclass 462) you must place an X in the working holiday maker box. Special rates of tax apply for working holiday makers.



For more information about working holiday makers, visit ato.gov.au/whm

If you're not an Australian resident for tax purposes or a working holiday maker, place an X in the foreign resident box, unless you are in receipt of an Australian Government pension or allowance.

Temporary residence can claim super when leaving Australia, if all requirements are met. For more information, visit ato.gov.au/departaustralia

Foreign tax rates are different

A higher rate of tax applies to foreign residents' taxable income and foreign residents are not entitled to a tax-free threshold nor can they claim tax offsets to reduce withholding, unless they are in receipt of an Australian Government pension or allowance.



To check your Australian residency status for tax purposes, visit ato.gov.au/residency

Tax File Number declaration instructions (continued)

Question 9: Do you want to claim the tax-free threshold from this payer?

The tax-free threshold is the amount of income you can earn each financial year that is not taxed. By claiming the threshold, you reduce the amount of tax that is withheld from your pay during the year.

Answer **yes** if you want to claim the tax-free threshold, you are an Australian resident for tax purposes and **one** of the following applies:

- you are not currently claiming the tax-free threshold from another payer
- you are currently claiming the tax-free threshold from another payer and your total income from all sources will be less than the tax-free threshold.

Answer **yes** if you are a foreign resident in receipt of an Australian Government pension or allowance.

Answer **no** if none of the above applies or you are a working holiday maker.

If you receive any taxable government payments or allowances, such as JobSeeker Payment, Youth Allowance or Austudy, you are likely to be already claiming the tax-free threshold from that payment.



For more information about the current tax-free threshold, which payer you should claim it from or how to vary your withholding rate, refer to: ato.gov.au/taxfreethreshold

Question 10: Do you have a Higher Education Loan Program (HELP), VET Student Loan (VSL), Financial Supplement (FS), Student Start-up Loan (SSL) or Trade Support Loan (TSL) debt?

Answer **yes** if you have a HELP, VSL, FS, SSL or TSL debt.

Answer **no** if you do not have a HELP, VSL, FS, SSL or TSL debt, or you have repaid your debt in full.

You have a HELP debt if either:

- the Australian Government lent you money under HECS-HELP, FEE-HELP, OS-HELP, VET FEE-HELP, VET Student loans prior to 1 July 2019 or SA-HELP
- you have a debt from the previous Higher Education Contribution Scheme (HECS).

You have a SSL debt if you have an ABSTUDY SSL debt.

You have a separate VSL debt that is not part of your HELP debt if you incurred it from 1 July 2019.



For information about repaying your HELP, VSL, FS, SSL or TSL debt, visit ato.gov.au/getloaninfo

Have you repaid your HELP, VSL, FS, SSL or TSL debt?

When you have repaid your HELP, VSL, FS, SSL or TSL debt, you need to complete a Withholding declaration (NAT 3093) notifying your payer of the change in your circumstances.

Sign and date the declaration

Make sure you have answered all the questions in section A, then sign and date the declaration. Give your completed declaration to your payer to complete section B.

Privacy of information

Taxation law authorises the ATO to collect information and to disclose it to other government agencies. For information about your privacy, go to ato.gov.au/privacy

More information

Internet

- For general information about TFNs, tax and super in Australia, including how to deal with us online, visit our website at ato.gov.au
- For information about applying for a TFN on the web, visit our website at ato.gov.au/tfn
- For information about your super, visit our website at ato.gov.au/checkyoursuper

Useful products

In addition to this TFN declaration, you may also need to complete and give your payer the following forms which you can download from our website at ato.gov.au:

- Medicare levy variation declaration (NAT 0929), if you qualify for a reduced rate of Medicare levy or are liable for the Medicare levy surcharge. You can vary the amount your payer withholds from your payments.
- Standard choice form (NAT 13080) to choose a super fund for your employer to pay super contributions to. You can find information about your current super accounts and transfer any unnecessary super accounts through myGov after you have linked to the ATO. Temporary residents should visit ato.gov.au/departaustralia for more information about super. Other forms and publications are also available from our website at ato.gov.au/onlineordering or by phoning 1300 720 092.

This page has been left blank intentionally.

Frequently asked questions about non-lapsing death benefit nominations

What is a non-lapsing death benefit nomination?

A non-lapsing death benefit nomination is a request by you to the trustee of FirstChoice Wholesale to pay your death benefit to the person or persons nominated on your **Non-lapsing death benefit nomination** form. The trustee may consent to your nomination if your nomination satisfies the requirements described in the following paragraphs.

We are required to follow your nomination if, prior to your death, you complete and we receive your valid non-lapsing death benefit nomination, and we consent to that nomination.

The nomination remains valid until you revoke or make a new nomination. This can provide you with greater certainty on who will receive your death benefit when you die.

Who can I nominate?

A valid non-lapsing death benefit nomination can only nominate your legal personal representative and/or your dependants. Your legal personal representative is the person appointed on your death as the executor or administrator of your estate.

If you hold a pension account that has an existing reversionary beneficiary, you are not able to make a nomination until the existing reversionary beneficiary has been revoked.

Your dependants are:

- **your current spouse**

This includes the person at your death to whom you are married, in a relationship registered under certain state or territory laws, or living with on a genuine domestic basis in a relationship as a couple.

- **your child**

This includes any person who at your death is your natural, step, adopted, ex-nuptial or current spouse's child, including a child who was born through artificial conception procedures or under surrogacy arrangements with your current or then spouse.

- **any person financially dependent on you**

This includes any person who at your death is wholly or partially financially dependent on you. Generally, this is the case if the person receives financial assistance or maintenance from you on a regular basis that the person relies on or is dependent on you to maintain their standard of living at the time of your death.

- **any person with whom you have an interdependency relationship**

This includes any person where at your death:

- you have a close personal relationship with this person
- you live together with this person
- you or this person provides the other with financial support, and
- you or this person provides the other with domestic support and personal care.

An interdependency relationship is not required to meet the last three conditions, if the reason these requirements cannot be met is because you or the other person is suffering from a disability.





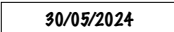
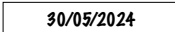
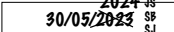
In establishing whether such an interdependency relationship exists, all of the circumstances of the relationship are taken into account, including (where relevant):

- the duration of the relationship
- whether or not a sexual relationship exists
- the ownership, use and acquisition of property
- the degree of mutual commitment to a shared life
- the care and support of children
- the reputation and public aspects of the relationship (such as whether the relationship is publicly acknowledged)
- the degree of emotional support
- the extent to which the relationship is one of mere convenience, and
- any evidence suggesting that the parties intended the relationship to be permanent.

If you are considering relying on this category of dependency to nominate a person, you should consider completing a statutory declaration addressing these points as evidence of whether such a relationship exists. You should talk to your financial adviser for more information.

How do I make an alteration to my completed form?

Example:

Original signature of member	Original signature of witness 1	Original signature of witness 2
		
Print name	Print name	Print name
		
Note: The dates below must match the date of your two witnesses.		
Date signed: Member	Date signed: Witness 1	Date signed: Witness 2
 (dd/mm/yyyy)	 (dd/mm/yyyy)	 (dd/mm/yyyy)

• Any alterations to the completed form must be initialled by you and both witnesses.

• Both witnesses must sign this form on the same date as the member.

How do I nominate more beneficiaries?

If you wish to nominate more beneficiaries, you can attach their nomination details to this form. The attachment must be headed 'Attachment to Non-lapsing Death Benefit Nomination Form'.

The attachment must include your full name and account number, the full names of the beneficiaries, their date of birth, their relationship to you and the percentage of the benefit to be paid to each person. The attachment must also be signed and dated by you. The same two witnesses who sign section 5 of this form must also sign and date the attachment and include in the attachment the declaration "I declare that I am over the age of 18 and this non-lapsing death benefit nomination was signed and dated by the member in my presence".

How do I make a valid non-lapsing death benefit nomination?

To make a valid non-lapsing death benefit nomination:

- you must be at least 18 years of age
- you must complete the *Non-lapsing death benefit nomination* form available in the most up-to-date Product Disclosure Statement (PDS), on cfs.com.au or by calling Investor Services on 13 13 16
- you must only nominate your legal personal representative and/or a person(s) who is your dependant
- you must provide the full name, date of birth and the relationship which exists between you and each of the nominated beneficiaries
- you must ensure that the proportion payable to each person nominated is stated and you have allocated 100% of your death benefit
- your nomination must not be ambiguous in any other way
- you must sign the *Non-lapsing death benefit nomination* form in the presence of two witnesses who are both at least age 18 and are not nominated by you as a beneficiary on the form.

For your validly completed non-lapsing death benefit nomination to be effective you must send and we must receive and consent to your validly completed non-lapsing death benefit nomination prior to your death.

You may seek to revoke your nomination or make a new non-lapsing death benefit nomination at any time by completing a new non-lapsing death benefit nomination form in writing, available in the most up-to-date PDS or on our website or by calling us.

Is my nomination effective?

It is important to be aware before completing a non-lapsing death benefit nomination that **if your non-lapsing death benefit nomination is valid and the trustee consents to that nomination, the trustee must follow the nomination and it cannot be overruled by the trustee.**

However, if you nominate a person who is not your legal personal representative or a dependant when you die, then your nomination will not be valid to the extent that it relates to that person despite any consent granted by the trustee.

! It is important to review your nomination regularly to ensure it is still appropriate to your personal circumstances and reflects your wishes. If, after making a non-lapsing death benefit nomination, you marry, separate or divorce, enter a de facto relationship (including same-sex), have a child, or if someone you nominate has died, or someone becomes or is no longer financially dependent upon you or in an interdependency relationship with you, then you should review your non-lapsing death benefit nomination or consider making a new nomination.

If you nominate your legal personal representative, your death benefit will be paid to your estate and distributed in accordance with your Will or the laws of intestacy. This means that the distribution may be challenged if someone disputes your Will or the distribution of your estate.

If you nominate one or more of your dependants, your death benefit will be paid directly to them.

If a person nominated on your *Non-lapsing death benefit nomination* form is no longer a dependant at the date of your death, then the proportion of your death benefit which would have been payable to that person will be paid to your legal personal representative.

Tax may be withheld from your death benefit when paid to your dependants or distributed from your estate. There are differing tax treatments of death benefits depending on how old you are, how old your nominated beneficiaries are and who you nominate and whether it is paid as a pension or lump sum. You should read the PDS for more information or talk to your financial adviser.

How is my death benefit paid?

At the time of your death, we will contact the people you have nominated in your non-lapsing death benefit nomination to ensure that they are still a dependant.

We are also generally required to establish the identity of this person before paying out your death benefit.

If you have nominated one or more of your dependants, they will be provided the choice of taking their proportion of the death benefit as a lump sum cash payment or, if available, a pension from FirstChoice Wholesale Pension. If you have nominated a child, the death benefit must be paid to them as a lump sum cash payment unless the child:

- is under age 18
- is under age 25 and is financially dependent on you, or
- has a certain type of disability.

If your child is eligible to receive, and commences to receive, a pension, it must be converted to a tax free lump sum by no later than age 25, unless they continue to have a certain type of disability. A PDS describing the features of a pension from FirstChoice Wholesale Pension is available on cfs.com.au or by calling Investor Services on 13 13 16.


What if I don't have a valid non-lapsing death benefit nomination?

Your death benefit will be paid to your legal personal representative if:

- at the time of your death, you have not completed or we have not received and consented to a valid non-lapsing death benefit nomination
- you have revoked your last non-lapsing death benefit nomination and you have not made a new non-lapsing death benefit nomination
- the person or persons you have nominated cannot be identified or are not your dependant or legal personal representative at the time of your death, or
- the trustee determines that the whole of your non-lapsing death benefit nomination is otherwise invalid.

This is general information only and does not take into account your personal circumstances. Please talk to your financial adviser for more information on non-lapsing death benefit nominations and your personal estate planning needs.

Non-lapsing Death Benefit Nomination Form



Refer to 'Frequently asked questions about non-lapsing death benefit nominations' for guidance on how to complete this form. Complete this form using **BLACK INK** and print well within the boxes in **CAPITAL LETTERS**. Start at the left of each answer space and leave a gap between words. Please cross appropriate answer boxes.

SAVE FORM

PRINT FORM

Changes you make to the form must be initialled by you and both witnesses or it will be invalid.

1 PERSONAL DETAILS

Account number (if known)

Mr Mrs Miss Ms Other Date of birth (dd/mm/yyyy)

Given name(s) Surname

2 ACCOUNT DETAILS

If you have more than one FirstChoice superannuation account with Avanteos Investments Limited (AIL), you can apply this nomination to all of your accounts by ticking the first box below. If you would like this nomination to be applied to only certain accounts, please tick the second box and specify the account numbers in the spaces provided below. If you do not tick any boxes, your nomination will only apply to the account nominated above, or the account opened from the application to which this form is attached.

This nomination is to apply to all existing accounts OR This nomination applies only to the accounts listed below and the account being established from this application

3 NOMINATION DETAILS

To make a new nomination or update an existing nomination, please complete all necessary fields in the table below and then proceed to section 5.

Name of beneficiary (including middle names)	Their date of birth	Relationship to you				Percentage
		Spouse/defacto	Child	Financial dependant	Interdependant	
<small>You can only nominate the following dependants as beneficiaries: your spouse/defacto or child, someone who is financially dependent on you or in an interdependency relationship with you, or the legal personal representative of your estate.</small>	<small>(dd/mm/yyyy)</small>					<small>Make sure the total adds up to 100%</small>
1 <input type="text"/>	<input type="text"/>	<input type="checkbox"/>	<input type="checkbox"/>	<input type="checkbox"/>	<input type="checkbox"/>	<input type="text"/> %
2 <input type="text"/>	<input type="text"/>	<input type="checkbox"/>	<input type="checkbox"/>	<input type="checkbox"/>	<input type="checkbox"/>	<input type="text"/> %
3 <input type="text"/>	<input type="text"/>	<input type="checkbox"/>	<input type="checkbox"/>	<input type="checkbox"/>	<input type="checkbox"/>	<input type="text"/> %
4 <input type="text"/>	<input type="text"/>	<input type="checkbox"/>	<input type="checkbox"/>	<input type="checkbox"/>	<input type="checkbox"/>	<input type="text"/> %
5 <input type="text"/>	<input type="text"/>	<input type="checkbox"/>	<input type="checkbox"/>	<input type="checkbox"/>	<input type="checkbox"/>	<input type="text"/> %
6 <input type="text"/>	<input type="text"/>	<input type="checkbox"/>	<input type="checkbox"/>	<input type="checkbox"/>	<input type="checkbox"/>	<input type="text"/> %
7 Legal Personal Representative (Your Estate)	N/A					<input type="text"/> %
TOTAL:						<input type="text"/> <input type="text"/> <input type="text"/> <input type="text"/> <input type="text"/> <input type="text"/> %

4 REVOKE (REMOVE) ALL EXISTING BENEFICIARIES

REVOKE (REMOVE) ALL EXISTING NON-LAPSING DEATH BENEFIT NOMINATIONS

REVOKE (REMOVE) EXISTING REVERSIONARY BENEFICIARY NOMINATION (applicable only to pension products, with the exception of Term Allocated Pension accounts)

5 MEMBER DECLARATION

Avanteos Investments Limited ABN 20 096 259 979 AFSL 245531 (AIL).

I understand/declare that:

- if this nomination is consented to by AIL, any existing death benefit nomination (for example a non-lapsing death benefit nomination) or any existing reversionary death benefit nomination (if applicable) will be revoked and replaced
- any beneficiary nominated by me, other than my legal personal representative, must be a dependant within the meaning of the *Superannuation Industry (Supervision) Act 1993* (SIS Act). A dependant includes my spouse, child, a person who is financially dependent on me or with whom I have an interdependency relationship
- at the time of making this nomination, the beneficiary or beneficiaries nominated by me are dependants within the meaning of the SIS Act
- if my nomination is invalid in whole or in part, or cannot be followed for any reason or because a beneficiary/beneficiaries is no longer a dependant at the date of my death, then that proportion of my benefit will be paid to my legal personal representative
- my beneficiary/beneficiaries and I will be bound by the provisions of the trust deed relating to non-lapsing death benefit nominations
- my attorney can only nominate themselves as a beneficiary if my Power of Attorney document specifically states that they can be nominated as a beneficiary of my death benefit
- I may at any time revoke or replace a non-lapsing death benefit nomination in accordance with FirstChoice's procedures and with the consent of AIL
- this declaration must be signed and dated by me in the presence of two witnesses (who are not nominated by me as a beneficiary of my death benefit), both of whom are over the age of 18
- this nomination applies to the account number(s) identified on this form. This nomination may be transferred with the identified account(s) to another superannuation or pension account within the same superannuation trust
- I have read the PDS and agree to be bound by the provisions of the trust deed governing the fund (as amended)
- I am over the age of 18.

! A nomination is not considered valid unless it has been completed correctly and we receive it. Any alterations to your form must be initialled by yourself and both witnesses or it will be invalid. A nomination will not be effective until we have consented to it.
■ You should regularly review your nomination to ensure that the nominated beneficiary/beneficiaries remain eligible to receive the portion of your death benefit specified in this nomination and that this nomination accurately reflects your wishes. If you wish to revoke or replace an existing death benefit nomination, you must complete and lodge with us a new 'Non-lapsing death benefit nomination' form. Your existing death benefit nomination will be revoked and replaced on consent being granted by AIL to the new non-lapsing death benefit nomination. If you have any questions, please contact your adviser or Investor Services on 13 13 36.

Your non-lapsing death benefit nomination will be invalid unless:

- you and two adult witnesses (aged over 18) have signed
- neither of your witnesses are named as beneficiaries
- your witnesses have dated the form the same date as you
- all alterations on this form have been initialled by three parties.

All nominations will be invalid unless:

- all required sections on this form are completed
- total percentage of nominations equal 100%.

Witness declaration

I declare that I am over the age of 18 and this non-lapsing death benefit nomination was signed and dated by the member in my presence.

Original signature of member

Print name

Original signature of witness 1

Print name

Original signature of witness 2

Print name

Note: Date of signature must be the same date for both applicant and witnesses.

Date signed: Member

(dd/mm/yyyy)

Date signed: Witness 1

(dd/mm/yyyy)

Date signed: Witness 2

(dd/mm/yyyy)

Mail the completed form to: Colonial First State, Reply Paid 27, Sydney NSW 2001
or submit via the secure online system (e-Post) with FirstNet Investor and FirstNet Adviser

Consolidating your super

By completing this form, you will initiate a rollover or request to transfer your super benefits between funds.

This form will **not** change the fund to which your employer pays your contribution. The 'Superannuation Standard choice' form must be used by you to change funds.

Before completing this form, please read the important information below.

Important information

This transfer may close your account (you will need to check this with your fund). This form CANNOT be used to:

- transfer benefits if you don't know where your superannuation is
- change the fund to which your employer pays contributions on your behalf (known as choice), or
- open a superannuation account, or transfer benefits under certain conditions or circumstances; for example, if there is an interest split or payment flag in operation under the *Family Law Act 1975*.

What happens to your future employer contributions?

Using this form to transfer your benefits will not change the fund to which your employer pays your contributions and may close the account you are transferring your benefits from.

Things you need to consider when transferring your superannuation

When you transfer your super, your entitlements under that fund may cease. You need to consider all relevant information before you make a decision to transfer your super. If you ask for information, your super provider must give it to you. Some of the points you may consider are:

- **Fees** – your **FROM** fund must give you information about any fees they charge. If you are not aware of the fees that may apply, you should contact your fund for further information before completing this form. Differences in fees funds charge can have a significant effect on what you will have to retire on. For example, a 1% increase in fees may significantly reduce your final benefit.
- **Insurance** – your **FROM** fund may insure you against death, illness or an accident which leaves you unable to return to work. If you choose to leave your current fund, you may lose any insurance entitlements you have. ALL may not offer you insurance or may require you to pass a medical examination before we cover you. You may wish to check the costs and amount of any cover offered by ALL.
- **Tax deductions** – if you are planning to claim a tax deduction for super contributions made to your **FROM** fund, you should submit your Notice of Intent, and receive acknowledgment from that fund, before you request a transfer of your super. If you transfer your super first, you will lose the ability to claim a tax deduction.
- **Spouse contribution splitting** – if you are planning to split contributions made to your **FROM** fund, to your spouse's superannuation, complete the spouse contribution splitting process before you request to transfer your remaining super.

Checklist

Check that you have completed all sections and fields marked with an asterisk

Sign and date the authorisation in section 4

Send the form (no stamp required) to:

CONSOLIDATE MY SUPER
Reply Paid 27
SYDNEY NSW 2001

Transfers from Self-Managed Super Funds (SMSFs)

We can only accept transfers from SMSFs via SuperStream due to regulatory requirements. This means your SMSF will need:

- an Australian Business Number (ABN)
- an Electronic Service Address (ESA) alias.

Please contact your ESA provider to facilitate your rollover and ensure the SMSF details held by the ATO are up-to-date including bank account information.

To whom it may concern

FirstChoice Wholesale Personal Super and FirstChoice Wholesale Pension compliance advice

FirstChoice Wholesale Personal Super and FirstChoice Wholesale Pension are both parts of the Colonial First State FirstChoice Superannuation Trust ('the Fund'). The Fund is a complying, resident, regulated superannuation fund and is constituted under a trust deed dated 29 April 1998. The trustee of the Fund is Avanteos Investments Limited ('the trustee').

In the event that the Fund's complying status was revoked the trustee would receive notice to that effect under section 63 of the Superannuation Industry (Supervision) Act. The trustee confirms that it has not received nor does it expect to receive any such notice.

Yours faithfully



Yolande Rozanic

Executive Director, Customer Operations

For and on behalf of the trustee, Avanteos Investments Limited

Avanteos Investments Limited ABN 20 096 259 979, AFSL 245531 (AIL) is the trustee of the Colonial First State FirstChoice Superannuation Trust ABN 26 458 298 557 and issuer of FirstChoice range of super and pension products.

This document may include general advice but does not take into account your individual objectives, financial situation, needs or tax circumstances. The Target Market Determinations (TMD) for our financial products can be found at www.cfs.com.au/tmd, which include a description of who a financial product might suit. You should read the relevant Product Disclosure Statement (PDS) and Financial Services Guide (FSG) carefully, assess whether the information is appropriate for you, and consider talking to a financial adviser before making an investment decision. You can get the PDS and FSG at www.cfs.com.au or by calling us on 13 13 36.

Consolidate my super

SAVE FORM

PRINT FORM

Rollover initiation request to transfer superannuation benefits between funds

This form will NOT change the fund to which your employer pays your contributions.

USE BLACK OR BLUE PEN AND CAPITAL LETTERS.

*These fields are mandatory.

WARNING: You should contact your other super fund to find out if there are any fees, charges or other consequences for transferring your super out of that fund, such as loss of insurance cover, if requesting a full balance transfer.

1 YOUR PERSONAL DETAILS

*Name

*Gender

M F

*Date of birth

(dd/mm/yyyy)

Tax File Number

Under the Superannuation Industry (Supervision) Act 1993, you are not obliged to disclose your tax file number, but there may be tax consequences. Refer to the product disclosure statement for more information.

2 DETAILS OF YOUR COLONIAL FIRST STATE FUND - 'TO' FUND

*Fund/product name

FIRSTCHOICE WHOLESALE PENSION

*Account/member number

0 5 1

Unique Superannuation Identifier (USI)

F S F 0 5 1 0 A U

⚠ Refer to your last statement for account information, or call us on 13 13 36.

3A DETAILS OF YOUR OTHER SUPER FUNDS - 'FROM' FUNDS

These are the funds you are moving out of. You can use this form to transfer up to five super funds to your Colonial First State fund. If you have more than five super funds to transfer, please complete a separate form.

*Your other super fund/product name

*Account/member number

Unique Superannuation Identifier (USI)

Full rollover Partial rollover Transfer amount (only complete for partial rollovers) \$

*Your other super fund/product name

*Account/member number

Unique Superannuation Identifier (USI)

Full rollover Partial rollover Transfer amount (only complete for partial rollovers) \$

*Your other super fund/product name

*Account/member number

Unique Superannuation Identifier (USI)

Full rollover Partial rollover Transfer amount (only complete for partial rollovers) \$

3A DETAILS OF YOUR OTHER SUPER FUNDS – ‘FROM’ FUNDS (CONTINUED)

*Your other super fund/product name

*Account/member number

Unique Superannuation Identifier (USI)

Full rollover Partial rollover Transfer amount (only complete for partial rollovers) \$

*Your other super fund/product name

*Account/member number

Unique Superannuation Identifier (USI)

Full rollover Partial rollover Transfer amount (only complete for partial rollovers) \$

3B DETAILS OF YOUR SELF-MANAGED SUPER FUND (SMSF) – ‘FROM’ FUND

*Your SMSF name

Account/member number

*Australian Business Number (ABN)

*Electronic Service Address (ESA) alias

Full rollover Partial rollover Transfer amount (only complete for partial rollovers) \$

4 AUTHORISATION

By signing this request form I am making the following statements:

- I declare I have fully read this form and the information completed is true and correct.
- I am aware I may ask my superannuation provider for information about any fees or charges that may apply, or any other information about the effect this transfer may have on my benefits, and I have obtained or do not require any further information.
- I consent to my tax file number being disclosed for the purposes of consolidating my account.
- I discharge the superannuation provider of my FROM fund of all further liability in respect of the benefits paid and transferred to my TO fund.
- I request and consent to the transfer of superannuation as described above and authorise the superannuation provider of each fund to give effect to this transfer.
- Where my other fund is an SMSF, I confirm that I am a member.

Original signature of member

Print name

Date signed

 (dd/mm/yyyy)